

Manulife Fundamental Global Equity Fund

Drawing inspiration from its sustainably focused counterpart

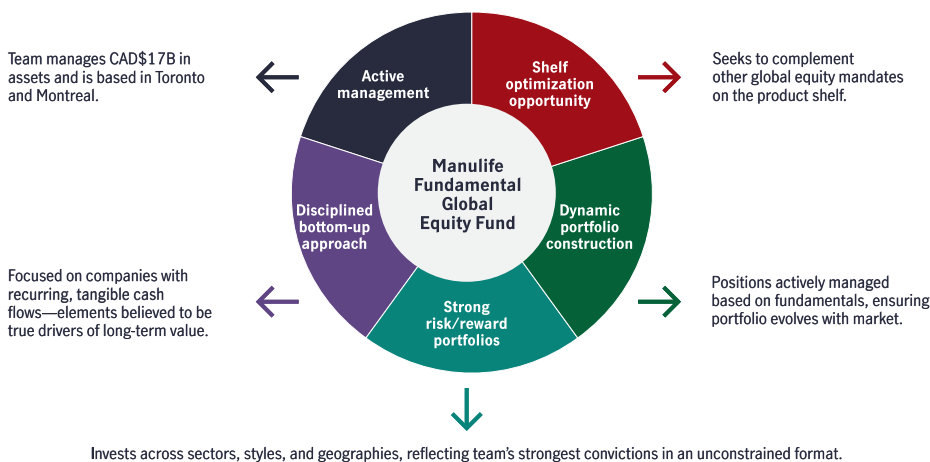
On the surface, Manulife Fundamental Global Equity Fund, managed by the Manulife Fundamental Equity Team, might seem quite like another fund on their roster: Manulife Climate Action Fund.

Adhering to the same quality-driven approach targeting attractively valued companies with recurring tangible cash flows, Manulife Fundamental Global Equity Fund offers similar return potential. The difference is that this mandate operates without the sustainability overlay.

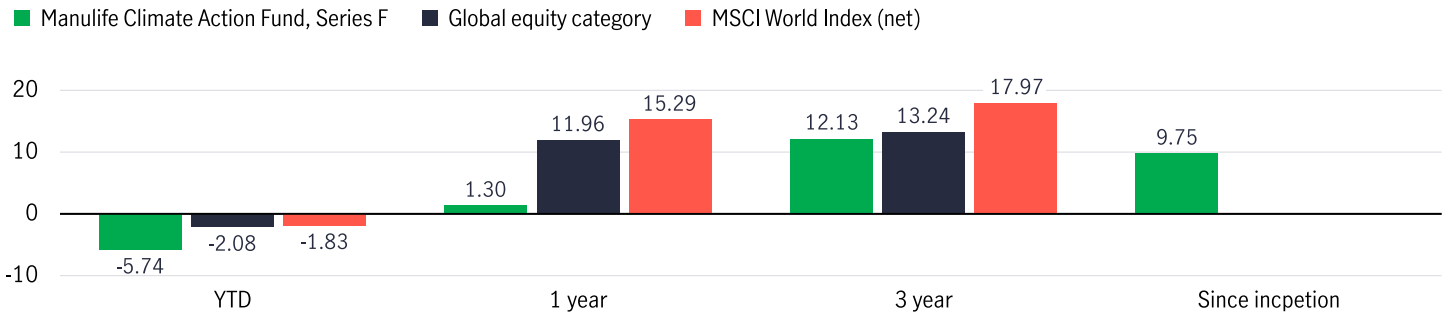
Go globally unconstrained with the fundamental difference

Manulife Fundamental Global Equity Fund is an unconstrained go-anywhere mandate with the flexibility to invest in distinct opportunities across the globe. It uses the same investment approach as Manulife Climate Action Fund but views investments through a more traditional lens. For those seeking an investment with greater flexibility and a few distinct differences, Manulife Fundamental Global Equity Fund serves as a close counterpart to the Climate Action Fund.

Why invest in Manulife Fundamental Global Equity Fund?



Performance % (Overall Morningstar Rating ★★★)

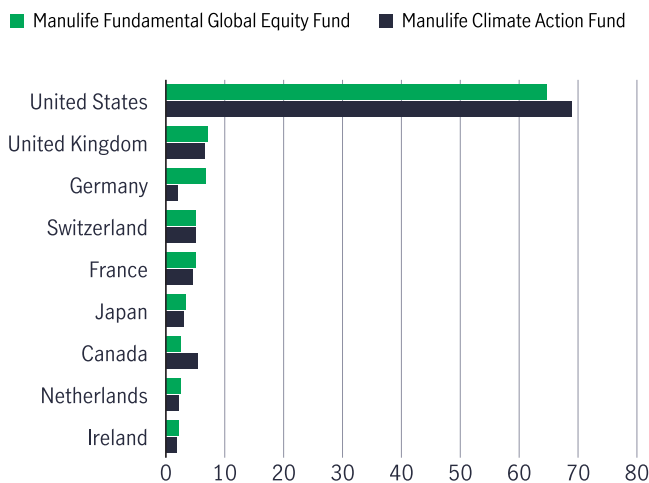


Source: Morningstar Direct, as of March 31, 2026. The fund inception date is May 4, 2021.

Benefit from two shelf alternatives that are similar—but different

Comparable regional breakdowns

Overlap across top 10 holdings



Manulife Fundamental Global Equity Fund	%	Manulife Climate Action Fund	%
NVIDIA Corporation	6.47	NVIDIA Corporation	6.52
Microsoft Corporation	5.44	Microsoft Corporation	5.41
Cencora Inc. Com	3.56	Alphabet Inc.	4.14
Meta Platforms Inc. Cl A	3.31	Cencora Inc. Com	3.47
Abbott Laboratories Com	3.17	Keyence Corp. Com Stk	3.33
Keyence Corp. Com Stk	3.04	Meta Platforms Inc. Cl A	3.29
Marsh & McLennan Cos. Com	3.10	Schneider Electric S.E. Ord	3.23
JPMorgan Chase & Co. Com	3.40	Visa Inc. Class A	3.17
Alphabet Inc.	4.08	Abbott Laboratories Com	3.11
Compagnie Financiere Richemont S.A. Namen Akt	3.02	Intertek Group PLC Ord	3.04
Sum	38.59	Sum	38.71

Portfolio metrics


	Manulife Fundamental Global Equity Fund	Manulife Climate Action Fund
Market cap (weighted average)	1,148,886	1,116,662
P/E trailing	23.59	24.64
Active share (%)	77%	78%

Common weight between two funds = 80%¹

Source: Manulife Investments, as of March 31, 2026. Holdings are subject to change. They are not recommendations to buy or sell any security.

Fund codes

	Advisor series	Series F
Manulife Fundamental Global Equity Fund	MMF4556	MMF4656
Manulife Fundamental Global Equity Class	MMF8597	MMF8697
Manulife Climate Action Fund	MMF8562	MMF8662



**Talk to your advisor to get the full picture on
Manulife Fundamental Global Equity Fund and
Manulife Climate Action Fund.**



IMPORTANT DISCLOSURES

1 As of March 31, 2026.

Commissions, trailing commissions, management fees and expenses all may be associated with mutual fund investments. Please read the fund facts as well as the prospectus before investing. The indicated rates of return are the historical annual compounded total returns including changes in unit value and reinvestment of all distributions and do not take into account sales, redemption, distribution or optional charges or income taxes payable by any securityholder that would have reduced returns. Mutual funds are not guaranteed, their values change frequently and past performance may not be repeated.

© 2026 Morningstar Research Inc. All Rights Reserved. The information contained herein: (1) is proprietary to Morningstar and/or its content providers; (2) may not be copied or distributed; and (3) is not warranted to be accurate, complete, or timely. Neither Morningstar nor its content providers are responsible for any damages or losses arising from any use of this information. Past performance is no guarantee of future results.

This material is intended for the exclusive use of recipients in jurisdictions who are allowed to receive the material under their applicable law. The opinions expressed are those of the author(s) and are subject to change without notice. Our investment teams may hold different views and make different investment decisions. These opinions may not necessarily reflect the views of Manulife Investments or its affiliates. The information and/or analysis contained in this material has been compiled or arrived at from sources believed to be reliable, but Manulife Investments does not make any representation as to their accuracy, correctness, usefulness, or completeness and does not accept liability for any loss arising from the use of the information and/or analysis contained. The information in this material may contain projections or other forward-looking statements regarding future events, targets, management discipline, or other expectations, and is only current as of the date indicated. The information in this document, including statements concerning financial market trends, are based on current market conditions, which will fluctuate and may be superseded by subsequent market events or for other reasons. Manulife Investments disclaims any responsibility to update such information.

Manulife Investments shall not assume any liability or responsibility for any direct or indirect loss or damage or any other consequence of any person acting or not acting in reliance on the information contained here. This material was prepared solely for informational purposes, does not constitute a recommendation, professional advice, an offer or an invitation by or on behalf of Manulife Investments to any person to buy or sell any security or adopt any investment approach, and is no indication of trading intent in any fund or account managed by Manulife Investments. No investment strategy or risk management technique can guarantee returns or eliminate risk in any market environment. Diversification or asset allocation does not guarantee a profit or protect against the risk of loss in any market. Past performance does not guarantee future results. Clients and prospects should seek professional advice for their particular situation. Neither Manulife Investments, nor any of its affiliates or representatives (collectively Manulife Investments) is providing tax, investment or legal advice.

Manulife Funds are managed by Manulife Investment Management Limited. Manulife Investments is a trade name of Manulife Investment Management Limited. Manulife, Manulife & Design, Stylized M Design, and Manulife Investments are trademarks of The Manufacturers Life Insurance Company and are used by it and by its affiliates under license.