

Stewards of responsible capital

Global

Climate leaders*

Aims to align with the Paris Agreement's Climate Goal*

Strong sustainability metrics*

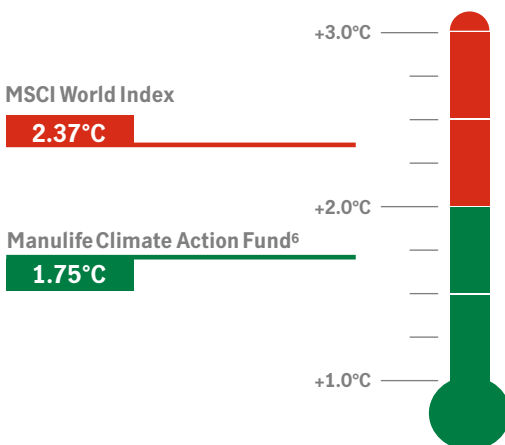
Key developments: Climate policy and events***

The first quarter of 2026 saw a noticeable divergence in global climate policy. Europe largely doubled down on industrial decarbonization and carbon pricing, including the continued rollout and refinement of its "Clean Industrial Deal". China continued expanding clean energy and emissions-market policies while balancing energy security concerns, and the United States shifted sharply toward deregulation and rollback of federal climate rules under the new administration.

ESG Characteristics (portfolio level)	Manulife Climate Action Fund	MSCI World Index	Delivering on our commitment
MSCI ESG score ¹	7.2	6.8	Stronger on E, S & G ✓
Companies UNGC compliant ²	100.0%	100.0%	Fully compliant ✓
Independent Chair (Board) ³	67.0%	70.1%	Good governance ✓
Board Independence ⁴	85.0%	79.6%	Stronger governance ✓
Women on Board ⁵	31.4%	30.1%	Strong diversity ✓
Climate Portfolio Metrics			
Implied Portfolio Temperature Increase ⁶	~1.75°C	~2.37°C	Paris Aligned – Well below 2°C ✓
Companies with CDP disclosure ⁷	96.1%	84.9%	Better environmental transparency ✓
Companies with SBT (Weighted) ⁸	80.5%	60.4%	Faster carbon reduction ✓
Companies with SBT (Non-weighted) ⁸	79.5%	49.1%	Faster carbon reduction ✓
Clean Tech Revenues ⁹	10.2	9.4	Green portfolio ✓
Carbon Intensity (Scope 1+2) ¹⁰	54.3	98.5	Lower GHG/\$ revenue ✓
Carbon Intensity (Scope 1+2+3u) ¹⁰	136.5	194.8	Lower GHG/\$ revenue ✓

Source: Manulife Investment Management, MSCI, S&P Trucost., as of March 31, 2026. Past performance does not guarantee future results.

ESG in action

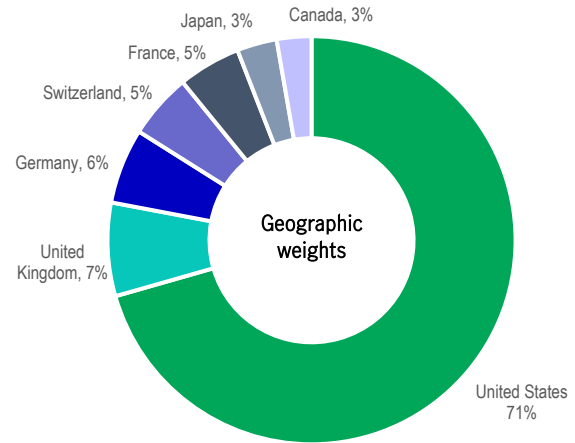
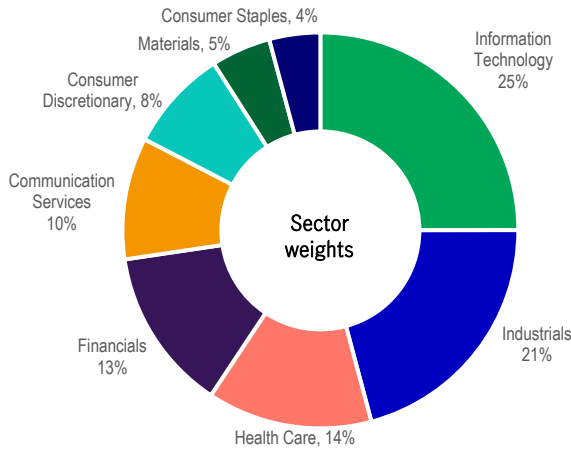


Company events, announcements and engagements†:

- **Ahold Delhaize** published its 2025 annual report noting CDP A- climate rating reconfirmation and SBTi validation of scope 3 targets, whereby supplier data showed that 41% of suppliers by emissions had set or committed to science-based targets ([link](#))
- **Intertek** announced the acquisition of Aerial PV Inspection, expanding solar PV inspection and diagnostics capabilities ([link](#))
- **Schneider Electric** was recognized for sustainability consulting/supply chain decarbonization capabilities while also releasing energy-transition research ([link](#)).
- **Microsoft Inc.** announced it met its goal to match 100% of electricity use in datacenters and operations with renewable-energy purchases by 2025 ([link](#)).

As of March 31, 2026. For illustrative purposes only. *The portfolio advisor believes this strategy aligns with the objective of an investor seeking to support the aims of the Paris Agreement to limit global warming to well below 2°C, preferably 1.5°C, compared to pre-industrial levels. ** ESG refers to Environmental, Social and Governance considerations or scores of investee companies. *** We do not recommend or endorse and accept no responsibility for the content of any website not operated by us which you may visit by following a link from this website. This does not constitute an offer or an invitation by or on behalf of Manulife Investment Management to any person to buy or sell any security and is no indication of trading intent in any fund or account managed by Manulife Investment Management. † Company events & announcements and engagement activities is provided for informational purposes only. Companies may or may not currently be held in the portfolio.

Geographic sector weights (%)



Source: Manulife Investment as of March 31, 2026.

Portfolio characteristics are subject to change at any time and are for illustrative and reference purposes only. This material was prepared solely for informational purposes, does not constitute an offer or an invitation by or on behalf of Manulife Investment to any person to buy or sell any security and is no indication of trading intent in any fund or account managed by Manulife Investment. The Fund seeks to provide long-term capital growth by investing primarily in a diversified portfolio of global equity securities of issuers who are also leaders in making positive contributions to climate change mitigation and aims to create a portfolio with low greenhouse gas (“GHG”) intensity compared to the Fund’s benchmark, investing in issuers helping to address climate change, either through reducing their own emissions or through the products and services they offer. The portfolio advisor believes this strategy aligns with the objective of an investor seeking to support the objective of the Paris Agreement to limit global warming to well below 2°C, preferably to 1.5°C, compared to pre-industrial levels. Please read the fund facts as well as the prospectus before investing. We consider that the integration of sustainability risks in the decision-making process is an important element in determining long-term performance outcomes and is an effective risk mitigation technique. Our approach to sustainability provides a flexible framework that supports implementation across different asset classes and investment teams. While we believe that sustainable investing will lead to better long-term investment outcomes, there is no guarantee that sustainable investing will ensure better returns in the longer term. In particular, by limiting the range of investable assets through the exclusionary framework, positive screening and thematic investment, we may forego the opportunity to invest in an investment which we otherwise believe likely to outperform over time. Diversification or asset allocation does not guarantee a profit or protect against the risk of a loss in any market. Please refer to the Fund’s simplified prospectus for more details regarding its ESG strategies and policy risk.

1 The ESG Ratings shown represent the opinions of MSCI and may differ from Manulife IM’s internal portfolio management views and proprietary ESG ratings methodology. For further information regarding MSCI’s ESG rating methodology. The Portfolio and Benchmark Overall Adjusted ESG Scores (0.0 to 10.0) are calculated based on the weighted-average of each individual security’s industry-adjusted rating score, where the relevant securities are within MSCI’s research coverage. If only a subset of the securities in a portfolio or benchmark are in coverage, the weights are readjusted by Manulife IM to add up to 100. MSCI ESG scores based on 95.9% of portfolio holdings and 99.7% for the MSCI World Index. **2** UNGC refers to the United Nations Global Compact. **3** Independent chair (board) is a weighted average percentage where boards of directors are chaired by an independent director. **4** Board independence: weighted average percentage of issuers in the fund that have an independent board of directors. **5** Women on board: weighted average percentage of women on the board of the Fund’s holdings. **6** Portfolio temperature (Degrees °C): The portfolio temperature is a portfolio weighted average calculation of how much the underlying companies’ activities are expected to contribute towards climate change, delivering a warming scenario (e.g. 3°C, 2°C, 1.5°C, etc.) the companies’ activities are aligned with by 2100 as compared to pre-industrial levels. For companies that have committed to the Science-Based Target Initiative (SBTi) and have already set a specific temperature target with the SBTi, those temperature targets are used in the calculation. In cases where a company has committed with the SBTi but not set its target yet, 2°C is assigned to indicate the commitment. And for companies with an SBTi of “well-below 2°C”, their temperature in the portfolio is marked as 1.75°C. In cases where a company does not have an SBTi target, the team uses the most recent calculated expected temperature increase provided by MSCI. **7** CDP refers to companies with carbon

disclosure (part of the carbon disclosure project) contained within publicly available financial statements. **8** SBT refers to companies with Science-Based Targets for greenhouse gas emissions, with a weighted and non-weighted (% of companies) figure shown. **9** Clean tech revenues is a weighted average calculation of clean-technology revenues generated by companies held where clean-technology revenues are defined as those derived from products and services related to energy efficiency, pollution prevention, green building, alternative energy and sustainable water. In some instances, we may override the MSCI value for a company, for both the fund and benchmark, using Sustainalytics data, where revenue estimates are more aligned with fundamental research. We may also reference company disclosed clean tech revenue data, or information from engagements, where we utilize the MSCI criteria to align disclosed revenues. Clean tech revenues are adjusted upwards or downwards. **10** Carbon intensity is measured on a weighted average basis for companies held and allows investors to know how efficient the portfolio is in terms of carbon (GHG) emissions (tonnes) per unit of sales (US\$1,000,000). Emissions intensity data as of December 31, 2021. Due to the nature of publicly available emissions disclosure across industries data lags by one fiscal year. Scope 1 emissions are direct emissions from owned or controlled sources. Scope 2 emissions are indirect emissions from the generation of purchased energy. Scope 3u (upstream) emissions are all indirect emissions not included in scope 2 that occur upstream in the value chain of the reporting company but excludes downstream emissions.

The views expressed are those of the sub-advisor(s) of Manulife Investments as of [date], and are subject to change based on market and other conditions. All overviews and commentary are intended to be general in nature and for current interest. While helpful, these overviews are no substitute for professional tax, investment or legal advice. Clients and prospects should seek professional advice for their particular situation. Neither Manulife Investments, nor any of its affiliates or representatives (collectively Manulife Wealth Asset Management) is providing tax, investment or legal advice. Neither Manulife Investments or its affiliates, nor any of their directors, officers or employees shall assume any liability or responsibility for any direct or indirect loss or damage or any other consequence of any person acting or not acting in reliance on the information contained here. All overviews and commentary are intended to be general in nature and for current interest. While helpful, these overviews are no substitute for professional tax, investment or legal advice. Clients should seek professional advice for their particular situation. This material was prepared solely for informational purposes, does not constitute a recommendation, professional advice, an offer or an invitation by or on behalf of Manulife Investments to any person to buy or sell any security or adopt any investment strategy, and is no indication of trading intent in any fund or account managed by Manulife Investments. No investment strategy or risk management technique can guarantee returns or eliminate risk in any market environment. Diversification or asset allocation does not guarantee a profit or protect against the risk of loss in any market. Unless otherwise specified, all data is sourced from Manulife Investments. Past performance does not guarantee future results. © 2026 Manulife Investments. All rights reserved. Manulife, Manulife & Design, Stylized M Design, and Manulife Investments are trademarks of The Manufacturers Life Insurance Company and are used by it and by its affiliates under license. This material has not been reviewed by, is not registered with any securities or other regulatory authority, and may, where appropriate, be distributed by Manulife Investment Limited. Manulife, Manulife & Design, Stylized M Design, and Manulife Investments are trademarks of The Manufacturers Life Insurance Company and are used by it and by its affiliates under license.