

Fund Facts

Manulife Guaranteed Investment Funds Select (GIF Select)

IncomePlus (version 2.1)

Effective November 12, 2024

Performance as at December 31, 2023

This IncomePlus (version 2.1) series is no longer available for new sales. This information applies to contracts sold April 30, 2012 to January 11, 2013.

The Manufacturers Life Insurance Company (“Manulife”) is the issuer of the Manulife GIF Select insurance contract and the guarantor of any guarantee provisions therein.

How to read the Fund Facts: Manulife Segregated Funds

1. **Fund name:** This is the full name of the segregated fund within your contract.
2. **Date fund available:** This is the date on which the fund was first made available in your contract. It is also the date from which we measure performance.
3. **Date fund created:** This is the date on which the fund became available for sale in other Manulife segregated fund products. This date may be older than the Date Fund Available as the fund may have been previously offered under another Manulife segregated fund contract.
4. **Fund manager/Underlying fund manager:** This is the name of the fund management company that manages the fund or the underlying fund.
5. **Total units outstanding:** This is the total number of units outstanding for all classes of the fund.
6. **Total fund value:** This is the total market value for all classes of the fund's assets.
7. **Portfolio turnover rate:** This is a measure of how frequently assets within the fund are bought and sold. A portfolio turnover rate of 100% is equivalent to the fund buying and selling all of the holdings in its portfolio once in the course of the year.
8. **Guarantee option:** This section lists the guarantee options available within the contract.
9. **Minimum investment:** This is the minimum initial deposit amount required.
10. **Management Expense Ratio (MER):** MERs include all expenses of the segregated fund such as the management fee, insurance costs, operating costs and applicable sales tax. There is no duplication of fees from the underlying pooled funds, unit trust, mutual funds or other investment funds. If the fund was launched after the Performance Date, the MER is an estimate for the current year and is subject to change.
11. **Management Fee:** The management fee of a fund is calculated and accrued on a daily basis and paid to Manulife for the management of the fund and guarantee costs. You do not directly pay for the management fees as they are paid by the fund.
12. **Net asset value per unit:** The value of each unit in the fund as at the date shown. The total market value of the fund's assets, minus their liabilities, divided by the number of units outstanding.
13. **Units outstanding:** This is the total number of units outstanding for the Sales Charge Option.
14. **What does this fund invest in?**
 - **Underlying Fund:** The underlying investments of the fund may be units of pooled funds, unit trust, mutual funds or other investment funds. When a transaction (e.g. deposit or withdrawal) is made in a fund, the transaction will purchase or redeem units of the underlying fund that corresponds to the fund. For example, if you purchase units of the Manulife Bond segregated fund, the fund invests in units of the Manulife Bond mutual fund. Each fund may also contain a small cash component in addition to the underlying investment. The goal of the fund-on-fund strategy is to produce returns consistent with, and based on, the underlying fund.
 - **Top 10 Investments:** This lists the top 10 investments of the fund or the underlying fund. It is listed beginning with the highest weighting to the lowest. The holdings may change due to ongoing portfolio transactions. The total number of investments of the (underlying) fund will be listed at the bottom of this section. If you would like more current information, please refer to our website at www.manulifeim.ca.
 - **Investment Segmentation:** This pie chart represents the breakdown of the fund's investment portfolio by investment type.
15. **Are there any guarantees?** This states that guarantees are provided under this contract.
16. **Who is this fund for?** This states a general description of the type of investor the fund would be suitable for.

How to read the Fund Facts: Manulife Segregated Funds

17. How has the fund performed?

- **Average Return:** This states how much a \$1,000 investment in the fund would be worth when the most basic guarantee option was chosen and the average annual return as a percentage for the years shown. For any fund with less than one-year history, the information is not provided due to insufficient segregated fund history.
- **Year by Year Returns:** This chart shows you the fund's annual performance. Each bar shows in percentage terms how much an investment made on January 1 would have changed by December 31 in that same year. For any fund with less than one-year history, the graph is not provided due to insufficient segregated fund history.

18. How risky is it? The risk rating measures a fund's fluctuation in monthly returns. A fund with high risk has experienced larger fluctuations of monthly returns than a fund with low risk. While higher risk funds may be more volatile in the short term, over the long term (10 years or more) a higher risk fund will generally earn more than a lower risk investment. Generally, the greater the return you want to earn on your investments, the greater risk you have to assume. This increased gain is what investors expect in exchange for assuming the higher risk of these volatile investments. You can use the overall risk rating for each investment option to choose the investments that fit with your investment strategy.

19. How much does it cost? This describes the fees and expenses to buy, own and sell units of the fund.

- **Sales Charges:** This shows the percentage amount of any sales charge options and a description for each of how they work.
- **Ongoing fund expenses:** This describes the MER for the fund and any additional charges for different guarantee options.
- **Fund Fee Rate (will only be displayed if applicable):** This is a separate guarantee fee applicable to specific products and/or Series.
- **Trailing commission:** This describes the ongoing commission paid to your advisor while you hold the fund.

20. What if I change my mind?: This section outlines details on when you can change your mind and what to do if you change your mind.

21. Objective and Strategy: This section describes the investment objective and strategy of the segregated fund. For segregated funds that invest directly in an underlying fund, please see the underlying fund Prospectus (available on request) for the complete objective and strategy of the underlying fund.

22. Information specific to Elite/F-Class/Professional Service Fee/Platinum sales charge options: Some products may have alternative sales charge options that offer reduced fees. These sales charge options will be included in this section, which will outline any of the fund related information that differs from the standard sales charge options of the fund (listed on pages 1 and 2 of each Fund Facts).

How to read the Fund Facts: Manulife Segregated Funds

Manulife Investment Management

Performance as at December 31, 2019

Fund Facts — GIF Select

1 Manulife Bond GIF Select

Quick Facts

2 **Date Fund Available:** October 2010 4 **Underlying Fund Manager:** Manulife Investment Management Limited 6 **Total Fund Value:** \$185,627,348
 3 **Date Fund Created:** October 2010 5 **Total Units Outstanding:** 16,718,581 7 **Portfolio Turnover Rate:** 8.17%

8	9	10	11	12	13
Guarantee option	Minimum investment (\$)	MER (%)	Management fee (%)	Net asset value per unit (\$)	Units outstanding
InvestmentPlus	2,500	2.11	1.62	11.7906	1,868,672
IncomePlus	25,000	2.12	1.62	11.0970	106,010
EstatePlus	10,000	2.11	1.62	11.7906	381,764

Contracts opened on or after October 28, 2013 will not have access to funds in the IncomePlus Series unless it is a sale resulting from a transfer from an existing contract that holds the IncomePlus Series. EstatePlus Series only available to clients with GIF Select contracts opened on or before May 13, 2016. For information on F-Class and Elite sales charge options, refer to page 3.

14 What does the fund invest in?

This Segregated Fund invests in the Manulife Bond Fund. The underlying mutual fund invests primarily in Canadian fixed income investments.

Top 10 investments (of the underlying fund)

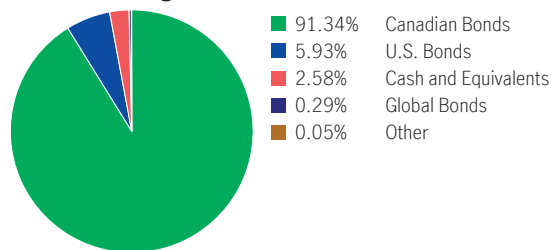
Province of Ontario, 2.6%, 6/2/2025	6.33%
Gov. of Canada, 2.75%, 12/1/2048	5.32%
Gov. of Canada, 2.25%, 06/01/2029	1.60%
Canada Housing Trust No.1, 2.35%, 6/15/2027	1.49%
Province of Ontario, 2.9%, 6/2/2049	1.48%
Province of Quebec, 3.5%, 12/1/2045	1.36%
Province of Ontario, 2.70%, 6/2/2029	1.23%
Province of Ontario, 2.3%, 9/8/2024	1.11%
Gov. of Canada, 3.5%, 12/1/2045	1.04%
United States Treasury Bill, 2.625%, 2/15/2029	1.02%

Total

21.98%

Total investments: 448

Investment Segmentation



15 Are there any guarantees?

This fund is being offered under an insurance contract. It comes with guarantees that may protect your investment if the markets go down. The MER includes a separate insurance fee that is charged for the guarantees. For details, please refer to the Information Folder and Contract.

16 Who is this fund for?

This fund may be right for a person seeking interest income with an emphasis on capital preservation.

17 How has the fund performed?

This section tells you how the fund has performed over the past 9 years for a contractholder who has chosen InvestmentPlus Series. Returns are after the MER has been deducted.

It's important to note that this doesn't tell you how the fund will perform in the future.

Also, your actual return will depend on the guarantee option and sales charge option you choose and on your personal tax situation.

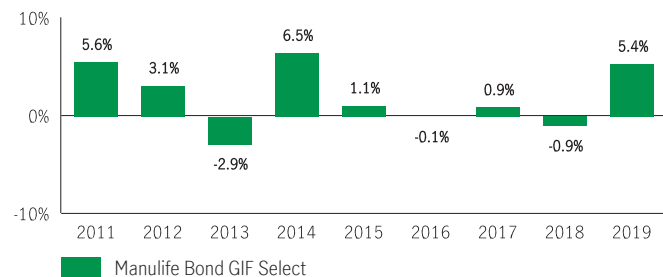
Average return

A person who invested \$1,000 in the fund and chose the InvestmentPlus Series on October 18, 2010 has \$1,179.06 on December 31, 2019. This works out to an average of 1.81% per year.

Year-by-year returns

Any values close to zero may not be visible.

This chart shows how the fund has performed in each of the past 9 years for a contractholder who chose the InvestmentPlus Series. In the last 9 years the fund was up in value 6 years and down in value 3 years.



For illustration purposes only. Actual segregated fund performance could be expected to vary and will depend on the guarantee option you choose.

18 How risky is it?

The value of your investments can go down. Please see the Information Folder for further details.



How to read the Fund Facts: Manulife Segregated Funds

19

How much does it cost?

The following tables show the fees and expenses you could pay to invest in or sell units of the fund, and will depend on the guarantee option and sales charge option you choose. The ongoing fees and expenses are different for each guarantee option.

1. Sales Charges

Sales charge option	What you pay	How it works
Front End Sales Charge	Up to 5.0% of the amount you invest	<ul style="list-style-type: none"> You and your advisor decide on the rate The initial sales charge is deducted from the amount you invest. It is paid as a commission
Deferred Sales Charge (DSC)	If you sell within: 1 year of buying 5.50% 2 years of buying 5.00% 3 years of buying 5.00% 4 years of buying 4.00% 5 years of buying 4.00% 6 years of buying 3.00% 7 years of buying 2.00% After 7 years 0.00%	When you invest, Manulife pays a commission of 2.5%. Any sales charge you pay goes to Manulife. <ul style="list-style-type: none"> The sales charge is deducted from the amount you sell You can sell up to 10% (20% for RRIF tax types) of your units each year without paying a sales charge You can switch to units of other funds within the same guarantee option and sales charge option without paying any sales charge. The sales charge schedule will be based on the date you invest in your first fund
Low Load Sales Charge	If you sell within: 1 year of buying 2.50% 2 years of buying 2.00% 3 years of buying 1.50% After 3 years 0.00%	When you invest, Manulife pays a commission of 1.0%. Any sales charge you pay goes to Manulife.
No Load Sales Charge	There are no charges to you.	When you invest, Manulife pays a commission of up to 3.0%. If you sell units within the first 4 years from deposit, your servicing advisor may have to return a portion of the commission to Manulife.

2. Ongoing Fund Expenses

The management expense ratio (MER) includes the management fee and operating expenses of the fund and, if applicable, any underlying fund(s). The MER includes the insurance cost for the guarantee. You don't pay these expenses directly. Additional fees will apply to the IncomePlus and EstatePlus guarantee options and are paid out of the contract each year. The fund fee rate for this fund is a Level 1. MERs and guarantee fees affect you because they reduce the return you get on your investment. For details about how the guarantees work, see your Information Folder and Contract.

Guarantee option	MER (Annual rate as a % of the fund value)	Management fee (%)	Fund fee rate (%)
InvestmentPlus	2.11	1.62	—
IncomePlus	2.12	1.62	0.55
EstatePlus	2.11	1.62	0.25

Trailing commission

Manulife pays a trailing commission of up to 0.50% of the value of your investments each year for as long as you own the fund. It is for the services and advice your advisor provides to you. The trailing commission is paid out of the management fee. You don't pay these expenses directly. The rate depends on the sales charge option you choose.

3. Other Fees

Trading Fees apply to all guarantee options and sales charge options and are paid to Manulife.

Fee	What you pay
Frequent Trading Fee	2% of the value of units you trade for switches exceeding 5 per year.
Early Withdrawal Fee	2% of the value of units you sell or transfer within 90 days of buying them.
Small Policy Fee	\$100 annual fee is applied to IncomePlus with a GWB Benefit Base that is below the initial deposit minimum. It is also applied to EstatePlus with a Death Benefit Guarantee that is below the initial deposit minimum.

20

What if I change my mind?

You can change your mind about your investment in a fund within two business days of the earlier of the date you received confirmation or five business days after it is mailed. You can also change your mind about subsequent transactions you make under the contract within two business days of the earlier of the date you received confirmation or five business days after it is mailed. In this case, the right to cancel only applies to the new transaction.

You have to tell us in writing that you want to cancel. The amount returned will be the lesser of the amount you invested, or the value of the fund if it has gone down. The amount returned only applies to the specific transaction and will include a refund of any sales charges or other fees you paid.

How to read the Fund Facts: Manulife Segregated Funds

21 Objective and Strategy

Unless otherwise noted, the investment objective of the underlying fund is the same or substantially similar as the segregated fund objective. Refer to the underlying fund Prospectus for complete objective and strategy of the underlying fund.

Objective: The Fund seeks to earn the highest level of income consistent with the preservation of capital with some capital appreciation by investing primarily in bonds and debentures of various terms issued or guaranteed by Canadian federal, provincial or municipal governments or corporations.

Strategy: This Fund will invest in units of the underlying mutual fund or a substantially similar fund.

22 Information specific to Elite and F-Class sales charge options

Elite

This section shows the information specific to the Elite sales charge option of this fund. When investing a minimum of \$1 million dollars you may qualify for Elite pricing which offers a lower management expense ratio than other sales charge options in the same product.

What you pay

- For the Front-end sales charge option, you pay up to 3.0% of the amount you invest.
- For the Back-end and Low-load sales charge options, refer to the sales charge table on page 2 for details.
- These are separate fees in addition to the MER.

Guarantee option	Minimum investment (\$)	MER (%)	Management fee (%)	Net asset value per unit (\$)	Units outstanding
InvestmentPlus	1,000,000	1.54	1.24	12.3835	110,030
IncomePlus	1,000,000	1.62	1.33	11.5308	11
EstatePlus	1,000,000	1.54	1.24	12.3835	39,201

F-Class

This section shows the information specific to the F-Class sales charge option of this fund. Funds in the F-Class sales charge option are available for investors who have fee-based or wrap accounts with their dealer.

What you pay

- Sales charges are generally negotiated between you and your dealer
- Collection of these fees will occur within the dealer account and not from the contract
- These are separate fees in addition to the MER

Guarantee option	Minimum investment (\$)	MER (%)	Management fee (%)	Net asset value per unit (\$)	Units outstanding
InvestmentPlus	2,500	1.29	0.95	12.4170	24,938
IncomePlus	25,000	1.29	1.13	11.6586	11
EstatePlus	10,000	1.29	0.95	12.4170	—

For more information

This summary may not contain all the information you need. Please read the Information Folder and Contract or you may contact us at:

Manulife

500 King Street North, Waterloo ON N2J4C6

www.manulifeim.ca

Canada, Outside of Quebec 1-888-790-4387

Quebec & French Business 1-800-355-6776

Manulife Investment Management is a trade name of The Manufacturers Life Insurance Company. The Manufacturers Life Insurance Company (Manulife) is the issuer of insurance contracts containing Manulife segregated funds and the guarantor of any guarantee provisions therein. Manulife, Manulife Investment Management, the Stylized M Design, and Manulife Investment Management & Stylized M Design are trademarks of The Manufacturers Life Insurance Company and are used by it, and by its affiliates under license.

Fund Facts — GIF Select
Manulife Balanced GIF Select (Multi-Manager)
Quick Facts
Date Fund Available: April 2012

Fund Manager: Manulife

Total Fund Value: \$166,774,435

Date Fund Created: September 1986

Total Units Outstanding: 7,020,409

Portfolio Turnover Rate: 13.98%

Guarantee option	Minimum investment (\$)	MER (%)	Management fee (%)	Net asset value per unit (\$)	Units outstanding
IncomePlus v2.1	25,000	2.63	2.06	16.5740	159,812

The IncomePlus Series (version 2.1) is no longer available for new sales. This information applies to contracts sold April 30, 2012 to January 11, 2013. For information on Elite and F-Class sales charge options, refer to page 3.

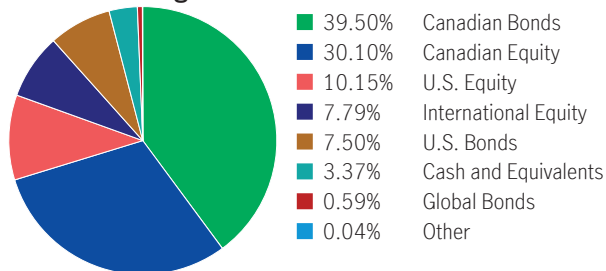
What does the fund invest in?

This segregated fund has a “fund-of-fund” structure that invests into a basket of funds which includes, but is not limited to, mutual funds, pooled funds and unit trusts. The underlying funds hold primarily Canadian equities and Canadian fixed income investments.

Top 10 investments

MIM Canadian Core Fixed Income	44.85%
Franklin Bissett Canadian Equity Fund	10.11%
Manulife Dividend Income Fund	9.93%
Manulife Core Canadian Equity Fund	9.55%
MIM US Large Cap Core Pooled Fund	7.25%
National Bank Canadian All Cap Equity Fund	5.05%
Manulife U.S. Unconstrained Bond Fund	4.97%
National Bank <i>SmartData</i> International Equity Fund	3.47%
Manulife World Investment Fund	3.47%
Total	98.64%

Total investments: 9

Investment Segmentation

Are there any guarantees?

This fund is being offered under an insurance contract. It comes with guarantees that may protect your investment if the markets go down. The MER includes a separate insurance fee that is charged for the guarantees. For details, please refer to the Information Folder and Contract.

Who is this fund for?

This fund may be right for a person seeking a balance of growth and interest income and who is comfortable with the ups and downs of the equity and bond markets.

How has the fund performed?

This section tells you how the fund has performed over the past 10 years for a contractholder who has chosen IncomePlus v2.1 Series. Returns are after the MER has been deducted.

It's important to note that this doesn't tell you how the fund will perform in the future.

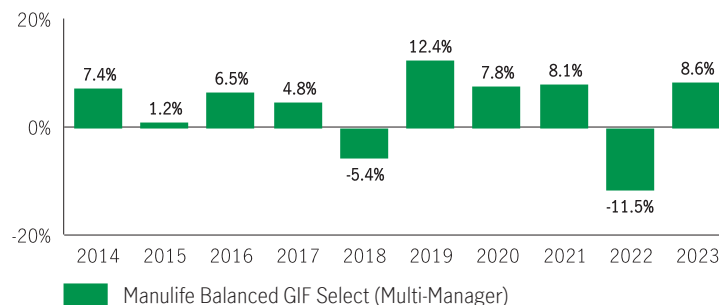
Also, your actual return will depend on the guarantee option and sales charge option you choose and on your personal tax situation.

Average return

A person who invested \$1,000 in the fund and chose IncomePlus v2.1 Series 10 years ago has \$1,445.72 on December 31, 2023. This works out to an average of 3.76% per year.

Year-by-year returns Any values close to zero may not be visible.

This chart shows how the fund has performed in each of the past 10 years for a contractholder who chose the IncomePlus v2.1 Series. In the last 10 years the fund was up in value 8 years and down in value 2 years.



For illustration purposes only. Actual segregated fund performance could be expected to vary and will depend on the guarantee option you choose.

How risky is it?

The value of your investments can go down. Please see the Information Folder for further details.



How much does it cost?

The following tables show the fees and expenses you could pay to invest in or sell units of the fund, and will depend on the guarantee option and sales charge option you choose. The ongoing fees and expenses are different for each guarantee option.

1. Sales Charges

Sales charge option	What you pay	How it works																		
Front End Sales Charge	Up to 5.0% of the amount you invest	<ul style="list-style-type: none"> You and your advisor decide on the rate The initial sales charge is deducted from the amount you invest. It is paid as a commission 																		
Deferred Sales Charge (DSC) *	If you sell within: <table border="1"> <thead> <tr> <th></th> <th>%</th> </tr> </thead> <tbody> <tr> <td>1 year of buying</td> <td>5.50</td> </tr> <tr> <td>2 years of buying</td> <td>5.00</td> </tr> <tr> <td>3 years of buying</td> <td>5.00</td> </tr> <tr> <td>4 years of buying</td> <td>4.00</td> </tr> <tr> <td>5 years of buying</td> <td>4.00</td> </tr> <tr> <td>6 years of buying</td> <td>3.00</td> </tr> <tr> <td>7 years of buying</td> <td>2.00</td> </tr> <tr> <td>After 7 years</td> <td>0.00</td> </tr> </tbody> </table>		%	1 year of buying	5.50	2 years of buying	5.00	3 years of buying	5.00	4 years of buying	4.00	5 years of buying	4.00	6 years of buying	3.00	7 years of buying	2.00	After 7 years	0.00	<ul style="list-style-type: none"> The sales charge is deducted from the amount you sell You can sell up to 10% (20% for RRIF tax types) of your units each year without paying a sales charge You can switch to units of other funds within the same guarantee option and sales charge option without paying any sales charge. The sales charge schedule will be based on the date you invest in your first fund Any sales charge you pay goes to Manulife
	%																			
1 year of buying	5.50																			
2 years of buying	5.00																			
3 years of buying	5.00																			
4 years of buying	4.00																			
5 years of buying	4.00																			
6 years of buying	3.00																			
7 years of buying	2.00																			
After 7 years	0.00																			
Low Load Sales Charge *	If you sell within: <table border="1"> <thead> <tr> <th></th> <th>%</th> </tr> </thead> <tbody> <tr> <td>1 year of buying</td> <td>2.50</td> </tr> <tr> <td>2 years of buying</td> <td>2.00</td> </tr> <tr> <td>3 years of buying</td> <td>1.50</td> </tr> <tr> <td>After 3 years</td> <td>0.00</td> </tr> </tbody> </table>		%	1 year of buying	2.50	2 years of buying	2.00	3 years of buying	1.50	After 3 years	0.00									
	%																			
1 year of buying	2.50																			
2 years of buying	2.00																			
3 years of buying	1.50																			
After 3 years	0.00																			

* **Deferred** and **Low Load** sales charge options no longer allow new deposits, subsequent deposits, new or existing PACs or switches in from other sales charge options. Switches within the same sales charge option are permitted. Existing investments in these sales charge options will remain invested and the existing sales charge schedule will apply to any withdrawals.

2. Ongoing Fund Expenses

The management expense ratio (MER) includes the management fee and operating expenses of the fund and, if applicable, any underlying fund(s). The MER includes the insurance cost for the guarantee. You don't pay these expenses directly. Additional fees will apply to the IncomePlus v2.1 guarantee option and are paid out of the contract each year. The fund fee rate for this fund is a Level 3. MERs and guarantee fees affect you because they reduce the return you get on your investment. For details about how the guarantees work, see your Information Folder and Contract.

Guarantee option	MER (Annual rate as a % of the fund value)	Management fee (%)	Fund fee rate (%)
IncomePlus v2.1	2.63	2.06	0.85

Trailing commission

Manulife pays a trailing commission of up to 1.00% of the value of your investments each year for as long as you own the fund. It is for the services and advice your advisor provides to you. The trailing commission is paid out of the management fee. You don't pay these expenses directly. The rate depends on the sales charge option you choose.

3. Other Fees

Trading Fees apply to all guarantee options and sales charge options and are paid to Manulife.

Fee	What you pay
Frequent Trading Fee	2% of the value of units you trade for switches exceeding 5 per year.
Early Withdrawal Fee	2% of the value of units you sell or transfer within 90 days of buying them.
Small Policy Fee	\$100 annual fee is applied to IncomePlus v2.1 with a GWB Benefit Base that is below the initial deposit minimum.

What if I change my mind?

You can change your mind about your investment in a fund within two business days of the earlier of the date you received confirmation or five business days after it is mailed. You can also change your mind about subsequent transactions you make under the contract within two business days of the earlier of the date you received confirmation or five business days after it is mailed. In this case, the right to cancel only applies to the new transaction.

You have to tell us in writing that you want to cancel. The amount returned will be the lesser of the amount you invested, or the value of the fund if it has gone down. The amount returned only applies to the specific transaction and will include a refund of any sales charges or other fees you paid.

Objective and Strategy

Objective: The Fund invests in a combination of Equity and Fixed Income Securities in order to provide a high rate of return and maximum security of principal.

Strategy: This fund will invest in units of multiple underlying funds. The strategy for this fund is available through the Investment Policy Statement (IPS).

Information specific to Elite and F-Class sales charge options

Elite (available only to GIF Select InvestmentPlus 75/75 contracts opened on or before October 3, 2014)

This section shows the information specific to the Elite sales charge option of this fund. When investing a minimum of \$1 million dollars you may qualify for Elite pricing which offers a lower management expense ratio than other sales charge options in the same product.

What you pay

- For the Elite front-end sales charge option, you pay up to 3.0% of the amount you invest.
- For the Elite back-end and Elite low-load sales charge options, refer to the sales charge table on page 2 for details.
- These are separate fees in addition to the MER.

Guarantee option	Minimum investment (\$)	MER (%)	Management fee (%)	Net asset value per unit (\$)	Units outstanding
IncomePlus v2.1	1,000,000	1.86	1.48	18.4767	10

F-Class

This section shows the information specific to the F-Class sales charge option of this fund. Funds in the F-Class sales charge option are available for investors who have fee-based or wrap accounts with their dealer.

What you pay

- Sales charges are generally negotiated between you and your dealer
- Collection of these fees will occur within the dealer account and not from the contract
- These are separate fees in addition to the MER

Guarantee option	Minimum investment (\$)	MER (%)	Management fee (%)	Net asset value per unit (\$)	Units outstanding
IncomePlus v2.1	25,000	1.59	1.30	18.9517	10

For more information

This summary may not contain all the information you need. Please read the Information Folder and Contract or you may contact us at:

Manulife

500 King Street North, Waterloo ON N2J4C6
www.manulifeim.ca
Canada, Outside of Quebec 1-888-790-4387
Quebec & French Business 1-800-355-6776

Fund Facts — GIF Select
Manulife Balanced Income Portfolio GIF Select
Quick Facts
Date Fund Available: April 2012

Fund Manager: Manulife

Total Fund Value: \$286,351,044

Date Fund Created: January 2005

Total Units Outstanding: 14,335,173

Portfolio Turnover Rate: 22.64%

Guarantee option	Minimum investment (\$)	MER (%)	Management fee (%)	Net asset value per unit (\$)	Units outstanding
IncomePlus v2.1	25,000	2.40	1.87	16.8503	261,230

The IncomePlus Series (version 2.1) is no longer available for new sales. This information applies to contracts sold April 30, 2012 to January 11, 2013. For information on Elite and F-Class sales charge options, refer to page 3.

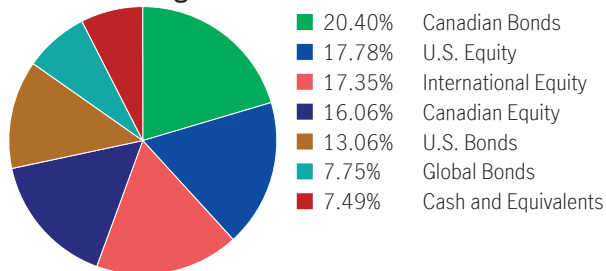
What does the fund invest in?

This segregated fund has a “fund-of-fund” structure that invests into a basket of funds which includes, but is not limited to, ETFs, mutual funds, pooled funds and unit trusts. The underlying funds hold primarily global equities and fixed income funds.

Top 10 investments

Manulife Canadian Bond Fund	14.57%
Manulife Corporate Bond Fund	10.04%
Manulife Strategic Income Fund	9.03%
Manulife Fundamental Dividend Fund	8.01%
Manulife Dividend Income Fund	7.93%
Manulife U.S. Dividend Income Fund	7.88%
Manulife Canadian Universe Bond Fund	4.96%
Manulife World Investment Class	4.96%
BlackRock CDN Global Infrastructure Equity Index Fund	4.92%
Manulife Smart Dividend ETF	4.67%
Total	76.97%

Total investments: 17

Investment Segmentation

Are there any guarantees?

This fund is being offered under an insurance contract. It comes with guarantees that may protect your investment if the markets go down. The MER includes a separate insurance fee that is charged for the guarantees. For details, please refer to the Information Folder and Contract.

Who is this fund for?

This fund may be right for a person seeking a balance of growth and interest income and who is comfortable with the ups and downs of the equity and bond markets.

How has the fund performed?

This section tells you how the fund has performed over the past 10 years for a contractholder who has chosen IncomePlus v2.1 Series. Returns are after the MER has been deducted.

It's important to note that this doesn't tell you how the fund will perform in the future.

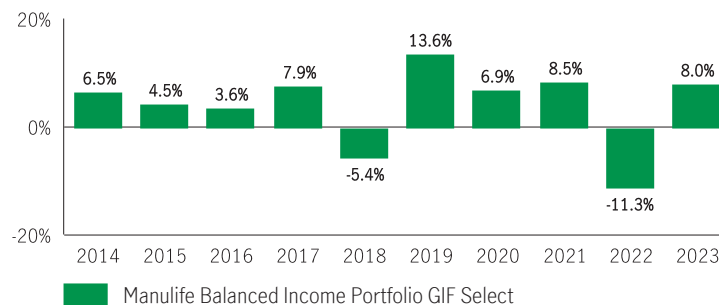
Also, your actual return will depend on the guarantee option and sales charge option you choose and on your personal tax situation.

Average return

A person who invested \$1,000 in the fund and chose IncomePlus v2.1 Series 10 years ago has \$1,485.69 on December 31, 2023. This works out to an average of 4.04% per year.

Year-by-year returns Any values close to zero may not be visible.

This chart shows how the fund has performed in each of the past 10 years for a contractholder who chose the IncomePlus v2.1 Series. In the last 10 years the fund was up in value 8 years and down in value 2 years.



For illustration purposes only. Actual segregated fund performance could be expected to vary and will depend on the guarantee option you choose.

How risky is it?

The value of your investments can go down. Please see the Information Folder for further details.



How much does it cost?

The following tables show the fees and expenses you could pay to invest in or sell units of the fund, and will depend on the guarantee option and sales charge option you choose. The ongoing fees and expenses are different for each guarantee option.

1. Sales Charges

Sales charge option	What you pay	How it works																		
Front End Sales Charge	Up to 5.0% of the amount you invest	<ul style="list-style-type: none"> You and your advisor decide on the rate The initial sales charge is deducted from the amount you invest. It is paid as a commission 																		
Deferred Sales Charge (DSC) *	If you sell within: <table border="1"> <thead> <tr> <th></th> <th>%</th> </tr> </thead> <tbody> <tr> <td>1 year of buying</td> <td>5.50</td> </tr> <tr> <td>2 years of buying</td> <td>5.00</td> </tr> <tr> <td>3 years of buying</td> <td>5.00</td> </tr> <tr> <td>4 years of buying</td> <td>4.00</td> </tr> <tr> <td>5 years of buying</td> <td>4.00</td> </tr> <tr> <td>6 years of buying</td> <td>3.00</td> </tr> <tr> <td>7 years of buying</td> <td>2.00</td> </tr> <tr> <td>After 7 years</td> <td>0.00</td> </tr> </tbody> </table>		%	1 year of buying	5.50	2 years of buying	5.00	3 years of buying	5.00	4 years of buying	4.00	5 years of buying	4.00	6 years of buying	3.00	7 years of buying	2.00	After 7 years	0.00	<ul style="list-style-type: none"> The sales charge is deducted from the amount you sell You can sell up to 10% (20% for RRIF tax types) of your units each year without paying a sales charge You can switch to units of other funds within the same guarantee option and sales charge option without paying any sales charge. The sales charge schedule will be based on the date you invest in your first fund Any sales charge you pay goes to Manulife
	%																			
1 year of buying	5.50																			
2 years of buying	5.00																			
3 years of buying	5.00																			
4 years of buying	4.00																			
5 years of buying	4.00																			
6 years of buying	3.00																			
7 years of buying	2.00																			
After 7 years	0.00																			
Low Load Sales Charge *	If you sell within: <table border="1"> <thead> <tr> <th></th> <th>%</th> </tr> </thead> <tbody> <tr> <td>1 year of buying</td> <td>2.50</td> </tr> <tr> <td>2 years of buying</td> <td>2.00</td> </tr> <tr> <td>3 years of buying</td> <td>1.50</td> </tr> <tr> <td>After 3 years</td> <td>0.00</td> </tr> </tbody> </table>		%	1 year of buying	2.50	2 years of buying	2.00	3 years of buying	1.50	After 3 years	0.00									
	%																			
1 year of buying	2.50																			
2 years of buying	2.00																			
3 years of buying	1.50																			
After 3 years	0.00																			

* **Deferred** and **Low Load** sales charge options no longer allow new deposits, subsequent deposits, new or existing PACs or switches in from other sales charge options. Switches within the same sales charge option are permitted. Existing investments in these sales charge options will remain invested and the existing sales charge schedule will apply to any withdrawals.

2. Ongoing Fund Expenses

The management expense ratio (MER) includes the management fee and operating expenses of the fund and, if applicable, any underlying fund(s). The MER includes the insurance cost for the guarantee. You don't pay these expenses directly. Additional fees will apply to the IncomePlus v2.1 guarantee option and are paid out of the contract each year. The fund fee rate for this fund is a Level 3. MERs and guarantee fees affect you because they reduce the return you get on your investment. For details about how the guarantees work, see your Information Folder and Contract.

Guarantee option	MER (Annual rate as a % of the fund value)	Management fee (%)	Fund fee rate (%)
IncomePlus v2.1	2.40	1.87	0.85

Trailing commission

Manulife pays a trailing commission of up to 1.00% of the value of your investments each year for as long as you own the fund. It is for the services and advice your advisor provides to you. The trailing commission is paid out of the management fee. You don't pay these expenses directly. The rate depends on the sales charge option you choose.

3. Other Fees

Trading Fees apply to all guarantee options and sales charge options and are paid to Manulife.

Fee	What you pay
Frequent Trading Fee	2% of the value of units you trade for switches exceeding 5 per year.
Early Withdrawal Fee	2% of the value of units you sell or transfer within 90 days of buying them.
Small Policy Fee	\$100 annual fee is applied to IncomePlus v2.1 with a GWB Benefit Base that is below the initial deposit minimum.

What if I change my mind?

You can change your mind about your investment in a fund within two business days of the earlier of the date you received confirmation or five business days after it is mailed. You can also change your mind about subsequent transactions you make under the contract within two business days of the earlier of the date you received confirmation or five business days after it is mailed. In this case, the right to cancel only applies to the new transaction.

You have to tell us in writing that you want to cancel. The amount returned will be the lesser of the amount you invested, or the value of the fund if it has gone down. The amount returned only applies to the specific transaction and will include a refund of any sales charges or other fees you paid.

Objective and Strategy

Objective: The fund seeks to provide income generation and long-term growth consistent with preservation of capital. The Portfolio is a strategic asset allocation portfolio. It invests its assets in other mutual funds, focusing on fixed income and dividend paying Canadian equity funds.

Strategy: This fund will invest in units of multiple underlying funds. The strategy for this fund is available through the Investment Policy Statement (IPS).

Information specific to Elite and F-Class sales charge options

Elite (available only to GIF Select InvestmentPlus 75/75 contracts opened on or before October 3, 2014)

This section shows the information specific to the Elite sales charge option of this fund. When investing a minimum of \$1 million dollars you may qualify for Elite pricing which offers a lower management expense ratio than other sales charge options in the same product.

What you pay

- For the Elite front-end sales charge option, you pay up to 3.0% of the amount you invest.
- For the Elite back-end and Elite low-load sales charge options, refer to the sales charge table on page 2 for details.
- These are separate fees in addition to the MER.

Guarantee option	Minimum investment (\$)	MER (%)	Management fee (%)	Net asset value per unit (\$)	Units outstanding
IncomePlus v2.1	1,000,000	1.84	1.42	18.2887	27,042

F-Class

This section shows the information specific to the F-Class sales charge option of this fund. Funds in the F-Class sales charge option are available for investors who have fee-based or wrap accounts with their dealer.

What you pay

- Sales charges are generally negotiated between you and your dealer
- Collection of these fees will occur within the dealer account and not from the contract
- These are separate fees in addition to the MER

Guarantee option	Minimum investment (\$)	MER (%)	Management fee (%)	Net asset value per unit (\$)	Units outstanding
IncomePlus v2.1	25,000	1.37	1.10	18.7562	10

For more information

This summary may not contain all the information you need. Please read the Information Folder and Contract or you may contact us at:

Manulife

500 King Street North, Waterloo ON N2J4C6
www.manulifeim.ca
Canada, Outside of Quebec 1-888-790-4387
Quebec & French Business 1-800-355-6776

Fund Facts — GIF Select

Manulife Bond GIF Select

Quick Facts

Date Fund Available: April 2012 **Underlying Fund Manager:** Manulife Investment Management Limited **Total Fund Value:** \$94,715,604
Date Fund Created: October 2010 **Total Units Outstanding:** 8,955,622 **Portfolio Turnover Rate:** 8.96%

Guarantee option	Minimum investment (\$)	MER (%)	Management fee (%)	Net asset value per unit (\$)	Units outstanding
IncomePlus v2.1	25,000	2.14	1.62	10.7766	235,337

The IncomePlus Series (version 2.1) is no longer available for new sales. This information applies to contracts sold April 30, 2012 to January 11, 2013. For information on Elite and F-Class sales charge options, refer to page 3.

What does the fund invest in?

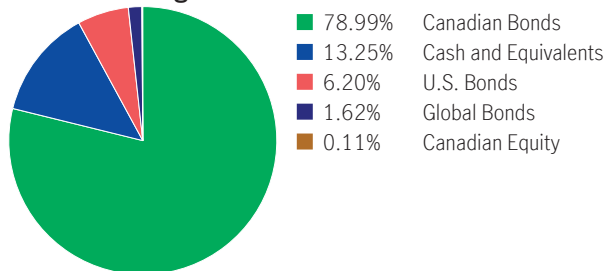
This segregated fund has a “fund-of-fund” structure and invests into the Manulife Bond Fund. The underlying mutual fund trust holds primarily Canadian fixed income investments.

Top 10 investments (of the underlying fund)

Gov. of Canada, 2.75%, 6/1/2033	2.17%
Gov. of Canada, 4/25/2024	1.85%
Province of Ontario, 3.75%, 12/2/2053	1.67%
Gov. of Canada, 2%, 6/1/2028	1.67%
Gov. of Canada, 4%, 6/1/2041	1.64%
CANADIAN TREASURY BILL 11APR24 TBILL	1.62%
CANADA HOUSING TRUST NO 1 4.25% 15MAR34	1.17%
Province of Ontario, 3.75%, 6/2/2032	1.07%
Canada Housing Trust No.1, 3.65%, 6/15/2033	1.05%
Province of Ontario, 2.55%, 12/2/2052	1.04%
Total	14.94%

Total investments: 428

Investment Segmentation



Are there any guarantees?

This fund is being offered under an insurance contract. It comes with guarantees that may protect your investment if the markets go down. The MER includes a separate insurance fee that is charged for the guarantees. For details, please refer to the Information Folder and Contract.

Who is this fund for?

This fund may be right for a person seeking interest income with an emphasis on capital preservation.

How has the fund performed?

This section tells you how the fund has performed over the past 10 years for a contractholder who has chosen IncomePlus v2.1 Series. Returns are after the MER has been deducted.

It's important to note that this doesn't tell you how the fund will perform in the future.

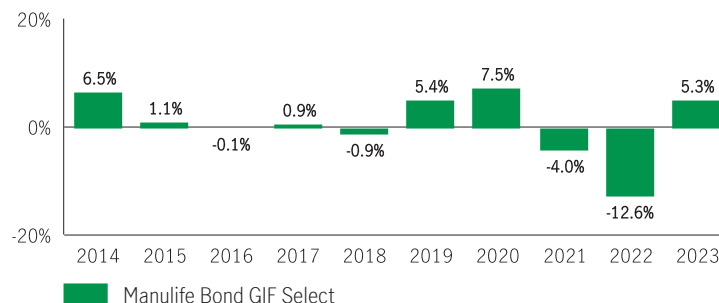
Also, your actual return will depend on the guarantee option and sales charge option you choose and on your personal tax situation.

Average return

A person who invested \$1,000 in the fund and chose IncomePlus v2.1 Series 10 years ago has \$1,075.54 on December 31, 2023. This works out to an average of 0.73% per year.

Year-by-year returns Any values close to zero may not be visible.

This chart shows how the fund has performed in each of the past 10 years for a contractholder who chose the IncomePlus v2.1 Series. In the last 10 years the fund was up in value 6 years and down in value 4 years.



For illustration purposes only. Actual segregated fund performance could be expected to vary and will depend on the guarantee option you choose.

How risky is it?

The value of your investments can go down. Please see the Information Folder for further details.



How much does it cost?

The following tables show the fees and expenses you could pay to invest in or sell units of the fund, and will depend on the guarantee option and sales charge option you choose. The ongoing fees and expenses are different for each guarantee option.

1. Sales Charges

Sales charge option	What you pay	How it works
Front End Sales Charge	Up to 5.0% of the amount you invest	<ul style="list-style-type: none"> You and your advisor decide on the rate The initial sales charge is deducted from the amount you invest. It is paid as a commission
Deferred Sales Charge (DSC) *	If you sell within: 1 year of buying 5.50 2 years of buying 5.00 3 years of buying 5.00 4 years of buying 4.00 5 years of buying 4.00 6 years of buying 3.00 7 years of buying 2.00 After 7 years 0.00	<ul style="list-style-type: none"> The sales charge is deducted from the amount you sell You can sell up to 10% (20% for RRIF tax types) of your units each year without paying a sales charge You can switch to units of other funds within the same guarantee option and sales charge option without paying any sales charge. The sales charge schedule will be based on the date you invest in your first fund Any sales charge you pay goes to Manulife
Low Load Sales Charge *	If you sell within: 1 year of buying 2.50 2 years of buying 2.00 3 years of buying 1.50 After 3 years 0.00	

* **Deferred** and **Low Load** sales charge options no longer allow new deposits, subsequent deposits, new or existing PACs or switches in from other sales charge options. Switches within the same sales charge option are permitted. Existing investments in these sales charge options will remain invested and the existing sales charge schedule will apply to any withdrawals.

2. Ongoing Fund Expenses

The management expense ratio (MER) includes the management fee and operating expenses of the fund and, if applicable, any underlying fund(s). The MER includes the insurance cost for the guarantee. You don't pay these expenses directly. Additional fees will apply to the IncomePlus v2.1 guarantee option and are paid out of the contract each year. The fund fee rate for this fund is a Level 1. MERs and guarantee fees affect you because they reduce the return you get on your investment. For details about how the guarantees work, see your Information Folder and Contract.

Guarantee option	MER (Annual rate as a % of the fund value)	Management fee (%)	Fund fee rate (%)
IncomePlus v2.1	2.14	1.62	0.55

Trailing commission

Manulife pays a trailing commission of up to 0.50% of the value of your investments each year for as long as you own the fund. It is for the services and advice your advisor provides to you. The trailing commission is paid out of the management fee. You don't pay these expenses directly. The rate depends on the sales charge option you choose.

3. Other Fees

Trading Fees apply to all guarantee options and sales charge options and are paid to Manulife.

Fee	What you pay
Frequent Trading Fee	2% of the value of units you trade for switches exceeding 5 per year.
Early Withdrawal Fee	2% of the value of units you sell or transfer within 90 days of buying them.
Small Policy Fee	\$100 annual fee is applied to IncomePlus v2.1 with a GWB Benefit Base that is below the initial deposit minimum.

What if I change my mind?

You can change your mind about your investment in a fund within two business days of the earlier of the date you received confirmation or five business days after it is mailed. You can also change your mind about subsequent transactions you make under the contract within two business days of the earlier of the date you received confirmation or five business days after it is mailed. In this case, the right to cancel only applies to the new transaction.

You have to tell us in writing that you want to cancel. The amount returned will be the lesser of the amount you invested, or the value of the fund if it has gone down. The amount returned only applies to the specific transaction and will include a refund of any sales charges or other fees you paid.

Objective and Strategy

Unless otherwise noted, the investment objective of the underlying fund is the same or substantially similar as the segregated fund objective. Refer to the underlying fund Prospectus and/or the Investment Policy Statement (IPS) for the complete objective and strategy of the underlying fund.

Objective: The Fund seeks to earn the highest level of income consistent with the preservation of capital with some capital appreciation by investing primarily in bonds and debentures of various terms issued or guaranteed by Canadian federal, provincial or municipal governments or corporations.

Strategy: This Fund will invest in units of the underlying mutual fund or a substantially similar fund.

Information specific to Elite and F-Class sales charge options

Elite (available only to GIF Select InvestmentPlus 75/75 contracts opened on or before October 3, 2014)

This section shows the information specific to the Elite sales charge option of this fund. When investing a minimum of \$1 million dollars you may qualify for Elite pricing which offers a lower management expense ratio than other sales charge options in the same product.

What you pay

- For the Elite front-end sales charge option, you pay up to 3.0% of the amount you invest.
- For the Elite back-end and Elite low-load sales charge options, refer to the sales charge table on page 2 for details.
- These are separate fees in addition to the MER.

Guarantee option	Minimum investment (\$)	MER (%)	Management fee (%)	Net asset value per unit (\$)	Units outstanding
IncomePlus v2.1	1,000,000	1.62	1.24	11.9257	12,384

F-Class

This section shows the information specific to the F-Class sales charge option of this fund. Funds in the F-Class sales charge option are available for investors who have fee-based or wrap accounts with their dealer.

What you pay

- Sales charges are generally negotiated between you and your dealer
- Collection of these fees will occur within the dealer account and not from the contract
- These are separate fees in addition to the MER

Guarantee option	Minimum investment (\$)	MER (%)	Management fee (%)	Net asset value per unit (\$)	Units outstanding
IncomePlus v2.1	25,000	1.29	0.95	12.1704	10

For more information

This summary may not contain all the information you need. Please read the Information Folder and Contract or you may contact us at:

Manulife

500 King Street North, Waterloo ON N2J4C6
www.manulifeim.ca
Canada, Outside of Quebec 1-888-790-4387
Quebec & French Business 1-800-355-6776

The Manufacturers Life Insurance Company (Manulife) is the issuer of insurance contracts containing Manulife segregated funds and the guarantor of any guarantee provisions therein. Manulife, Manulife & Stylized M Design, and Stylized M Design are trademarks of The Manufacturers Life Insurance Company and are used by it, and by its affiliates under license.

Fund Facts — GIF Select
Manulife Canadian Balanced GIF Select
Quick Facts
Date Fund Available: April 2012

Underlying Fund Manager: Manulife Investment Management Limited

Total Fund Value: \$173,984,729

Date Fund Created: October 2010

Total Units Outstanding: 8,185,505

Portfolio Turnover Rate: 4.15%

Guarantee option	Minimum investment (\$)	MER (%)	Management fee (%)	Net asset value per unit (\$)	Units outstanding
IncomePlus v2.1	25,000	2.64	1.87	19.5959	394,767

The IncomePlus Series (version 2.1) is no longer available for new sales. This information applies to contracts sold April 30, 2012 to January 11, 2013. For information on Elite and F-Class sales charge options, refer to page 3.

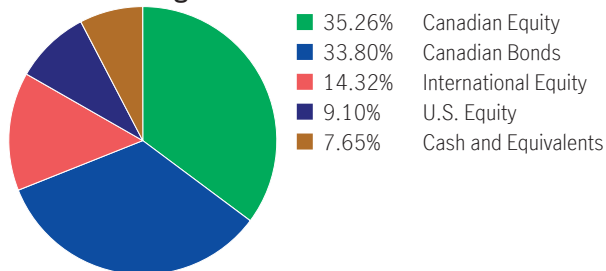
What does the fund invest in?

This segregated fund has a “fund-of-fund” structure and invests into the Manulife Canadian Balanced Fund. The underlying mutual fund trust holds primarily Canadian equities and Canadian fixed income investments.

Top 10 investments (of the underlying fund)

Province of Quebec, 3.6%, 9/1/2033	3.12%
Province of Ontario, 3.6%, 3/8/2028	3.00%
Gov. of Canada, 2/15/2024	2.27%
Alimentation Couche-Tard Inc.	2.04%
Royal Bank of Canada	1.90%
CGI Inc. CI A Sub Vtg	1.78%
Canadian Natural Resources Ltd.	1.65%
Toronto-Dominion Bank Com New	1.64%
Gov. of Canada, 2.75%, 12/1/2055	1.40%
Province of Ontario, 4.65%, 6/2/2041	1.37%
Total	20.17%

Total investments: 261

Investment Segmentation

Are there any guarantees?

This fund is being offered under an insurance contract. It comes with guarantees that may protect your investment if the markets go down. The MER includes a separate insurance fee that is charged for the guarantees. For details, please refer to the Information Folder and Contract.

Who is this fund for?

This fund may be right for a person seeking a balance of growth and interest income and who is comfortable with the ups and downs of the equity and bond markets.

How has the fund performed?

This section tells you how the fund has performed over the past 10 years for a contractholder who has chosen IncomePlus v2.1 Series. Returns are after the MER has been deducted.

It's important to note that this doesn't tell you how the fund will perform in the future.

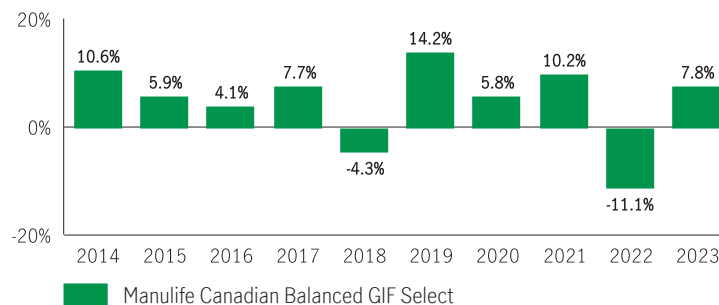
Also, your actual return will depend on the guarantee option and sales charge option you choose and on your personal tax situation.

Average return

A person who invested \$1,000 in the fund and chose IncomePlus v2.1 Series 10 years ago has \$1,601.76 on December 31, 2023. This works out to an average of 4.82% per year.

Year-by-year returns Any values close to zero may not be visible.

This chart shows how the fund has performed in each of the past 10 years for a contractholder who chose the IncomePlus v2.1 Series. In the last 10 years the fund was up in value 8 years and down in value 2 years.



For illustration purposes only. Actual segregated fund performance could be expected to vary and will depend on the guarantee option you choose.

How risky is it?

The value of your investments can go down. Please see the Information Folder for further details.



How much does it cost?

The following tables show the fees and expenses you could pay to invest in or sell units of the fund, and will depend on the guarantee option and sales charge option you choose. The ongoing fees and expenses are different for each guarantee option.

1. Sales Charges

Sales charge option	What you pay	How it works																		
Front End Sales Charge	Up to 5.0% of the amount you invest	<ul style="list-style-type: none"> You and your advisor decide on the rate The initial sales charge is deducted from the amount you invest. It is paid as a commission 																		
Deferred Sales Charge (DSC) *	If you sell within: <table border="1"> <thead> <tr> <th></th> <th>%</th> </tr> </thead> <tbody> <tr> <td>1 year of buying</td> <td>5.50</td> </tr> <tr> <td>2 years of buying</td> <td>5.00</td> </tr> <tr> <td>3 years of buying</td> <td>5.00</td> </tr> <tr> <td>4 years of buying</td> <td>4.00</td> </tr> <tr> <td>5 years of buying</td> <td>4.00</td> </tr> <tr> <td>6 years of buying</td> <td>3.00</td> </tr> <tr> <td>7 years of buying</td> <td>2.00</td> </tr> <tr> <td>After 7 years</td> <td>0.00</td> </tr> </tbody> </table>		%	1 year of buying	5.50	2 years of buying	5.00	3 years of buying	5.00	4 years of buying	4.00	5 years of buying	4.00	6 years of buying	3.00	7 years of buying	2.00	After 7 years	0.00	<ul style="list-style-type: none"> The sales charge is deducted from the amount you sell You can sell up to 10% (20% for RRIF tax types) of your units each year without paying a sales charge You can switch to units of other funds within the same guarantee option and sales charge option without paying any sales charge. The sales charge schedule will be based on the date you invest in your first fund Any sales charge you pay goes to Manulife
	%																			
1 year of buying	5.50																			
2 years of buying	5.00																			
3 years of buying	5.00																			
4 years of buying	4.00																			
5 years of buying	4.00																			
6 years of buying	3.00																			
7 years of buying	2.00																			
After 7 years	0.00																			
Low Load Sales Charge *	If you sell within: <table border="1"> <thead> <tr> <th></th> <th>%</th> </tr> </thead> <tbody> <tr> <td>1 year of buying</td> <td>2.50</td> </tr> <tr> <td>2 years of buying</td> <td>2.00</td> </tr> <tr> <td>3 years of buying</td> <td>1.50</td> </tr> <tr> <td>After 3 years</td> <td>0.00</td> </tr> </tbody> </table>		%	1 year of buying	2.50	2 years of buying	2.00	3 years of buying	1.50	After 3 years	0.00									
	%																			
1 year of buying	2.50																			
2 years of buying	2.00																			
3 years of buying	1.50																			
After 3 years	0.00																			

* **Deferred** and **Low Load** sales charge options no longer allow new deposits, subsequent deposits, new or existing PACs or switches in from other sales charge options. Switches within the same sales charge option are permitted. Existing investments in these sales charge options will remain invested and the existing sales charge schedule will apply to any withdrawals.

2. Ongoing Fund Expenses

The management expense ratio (MER) includes the management fee and operating expenses of the fund and, if applicable, any underlying fund(s). The MER includes the insurance cost for the guarantee. You don't pay these expenses directly. Additional fees will apply to the IncomePlus v2.1 guarantee option and are paid out of the contract each year. The fund fee rate for this fund is a Level 3. MERs and guarantee fees affect you because they reduce the return you get on your investment. For details about how the guarantees work, see your Information Folder and Contract.

Guarantee option	MER (Annual rate as a % of the fund value)	Management fee (%)	Fund fee rate (%)
IncomePlus v2.1	2.64	1.87	0.85

Trailing commission

Manulife pays a trailing commission of up to 1.00% of the value of your investments each year for as long as you own the fund. It is for the services and advice your advisor provides to you. The trailing commission is paid out of the management fee. You don't pay these expenses directly. The rate depends on the sales charge option you choose.

3. Other Fees

Trading Fees apply to all guarantee options and sales charge options and are paid to Manulife.

Fee	What you pay
Frequent Trading Fee	2% of the value of units you trade for switches exceeding 5 per year.
Early Withdrawal Fee	2% of the value of units you sell or transfer within 90 days of buying them.
Small Policy Fee	\$100 annual fee is applied to IncomePlus v2.1 with a GWB Benefit Base that is below the initial deposit minimum.

What if I change my mind?

You can change your mind about your investment in a fund within two business days of the earlier of the date you received confirmation or five business days after it is mailed. You can also change your mind about subsequent transactions you make under the contract within two business days of the earlier of the date you received confirmation or five business days after it is mailed. In this case, the right to cancel only applies to the new transaction.

You have to tell us in writing that you want to cancel. The amount returned will be the lesser of the amount you invested, or the value of the fund if it has gone down. The amount returned only applies to the specific transaction and will include a refund of any sales charges or other fees you paid.

Objective and Strategy

Unless otherwise noted, the investment objective of the underlying fund is the same or substantially similar as the segregated fund objective. Refer to the underlying fund Prospectus and/or the Investment Policy Statement (IPS) for the complete objective and strategy of the underlying fund.

Objective: The Fund seeks to achieve long-term growth and preservation of capital. The Fund will invest up to all of its assets in a diversified mix of other mutual funds, and may also invest in common shares, preferred shares, treasury bills, short-term notes, debentures, and bonds.

Strategy: This Fund will invest in units of the underlying mutual fund or a substantially similar fund.

Information specific to Elite and F-Class sales charge options

Elite (available only to GIF Select InvestmentPlus 75/75 contracts opened on or before October 3, 2014)

This section shows the information specific to the Elite sales charge option of this fund. When investing a minimum of \$1 million dollars you may qualify for Elite pricing which offers a lower management expense ratio than other sales charge options in the same product.

What you pay

- For the Elite front-end sales charge option, you pay up to 3.0% of the amount you invest.
- For the Elite back-end and Elite low-load sales charge options, refer to the sales charge table on page 2 for details.
- These are separate fees in addition to the MER.

Guarantee option	Minimum investment (\$)	MER (%)	Management fee (%)	Net asset value per unit (\$)	Units outstanding
IncomePlus v2.1	1,000,000	1.89	1.15	21.3820	10

F-Class

This section shows the information specific to the F-Class sales charge option of this fund. Funds in the F-Class sales charge option are available for investors who have fee-based or wrap accounts with their dealer.

What you pay

- Sales charges are generally negotiated between you and your dealer
- Collection of these fees will occur within the dealer account and not from the contract
- These are separate fees in addition to the MER

Guarantee option	Minimum investment (\$)	MER (%)	Management fee (%)	Net asset value per unit (\$)	Units outstanding
IncomePlus v2.1	25,000	1.46	1.03	22.7129	10

For more information

This summary may not contain all the information you need. Please read the Information Folder and Contract or you may contact us at:

Manulife

500 King Street North, Waterloo ON N2J4C6
www.manulifeim.ca
Canada, Outside of Quebec 1-888-790-4387
Quebec & French Business 1-800-355-6776

The Manufacturers Life Insurance Company (Manulife) is the issuer of insurance contracts containing Manulife segregated funds and the guarantor of any guarantee provisions therein. Manulife, Manulife & Stylized M Design, and Stylized M Design are trademarks of The Manufacturers Life Insurance Company and are used by it, and by its affiliates under license.

Fund Facts — GIF Select
Manulife CI Canadian Income & Growth GIF Select
Quick Facts
Date Fund Available: April 2012

Underlying Fund Manager: CI Investments Inc.

Total Fund Value: \$385,001,610

Date Fund Created: October 2006

Total Units Outstanding: 18,159,828

Portfolio Turnover Rate: 8.37%

Guarantee option	Minimum investment (\$)	MER (%)	Management fee (%)	Net asset value per unit (\$)	Units outstanding
IncomePlus v2.1	25,000	2.82	2.25	18.3743	216,699

The IncomePlus Series (version 2.1) is no longer available for new sales. This information applies to contracts sold April 30, 2012 to January 11, 2013. For information on Elite and F-Class sales charge options, refer to page 3.

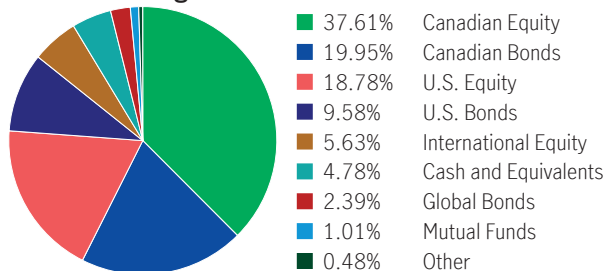
What does the fund invest in?

This segregated fund has a “fund-of-fund” structure and invests into the CI Canadian Income & Growth Fund. The underlying mutual fund trust holds primarily Canadian equities and Canadian fixed income investments.

Top 10 investments (of the underlying fund)

Manulife Financial Corporation	2.79%
Fairfax Financial Holdings Ltd. Sub Vtg	2.18%
Canadian Natural Resources Ltd.	2.17%
Bank of Montreal	2.02%
Microsoft Corp.	1.72%
Wheaton Precious Metals Corp.	1.63%
Advanced Micro Devices Inc.	1.61%
Enbridge Inc.	1.61%
BANK OF NOVA SCOTIA/THE	1.49%
Cenovus Energy Inc.	1.39%
Total	18.62%

Total investments: 686

Investment Segmentation

Are there any guarantees?

This fund is being offered under an insurance contract. It comes with guarantees that may protect your investment if the markets go down. The MER includes a separate insurance fee that is charged for the guarantees. For details, please refer to the Information Folder and Contract.

Who is this fund for?

This fund may be right for a person seeking a balance of growth and interest income and who is comfortable with the ups and downs of the equity and bond markets.

How has the fund performed?

This section tells you how the fund has performed over the past 10 years for a contractholder who has chosen IncomePlus v2.1 Series. Returns are after the MER has been deducted.

It's important to note that this doesn't tell you how the fund will perform in the future.

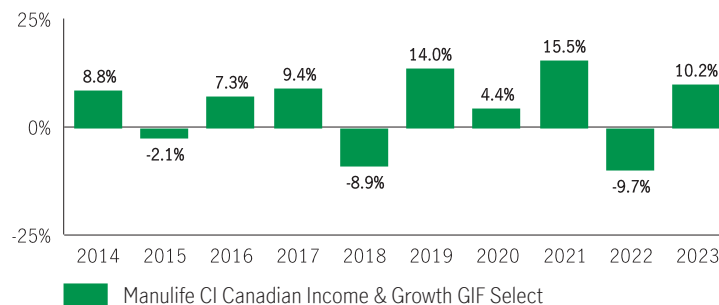
Also, your actual return will depend on the guarantee option and sales charge option you choose and on your personal tax situation.

Average return

A person who invested \$1,000 in the fund and chose IncomePlus v2.1 Series 10 years ago has \$1,559.94 on December 31, 2023. This works out to an average of 4.55% per year.

Year-by-year returns Any values close to zero may not be visible.

This chart shows how the fund has performed in each of the past 10 years for a contractholder who chose the IncomePlus v2.1 Series. In the last 10 years the fund was up in value 7 years and down in value 3 years.



For illustration purposes only. Actual segregated fund performance could be expected to vary and will depend on the guarantee option you choose.

How risky is it?

The value of your investments can go down. Please see the Information Folder for further details.



How much does it cost?

The following tables show the fees and expenses you could pay to invest in or sell units of the fund, and will depend on the guarantee option and sales charge option you choose. The ongoing fees and expenses are different for each guarantee option.

1. Sales Charges

Sales charge option	What you pay	How it works																		
Front End Sales Charge	Up to 5.0% of the amount you invest	<ul style="list-style-type: none"> You and your advisor decide on the rate The initial sales charge is deducted from the amount you invest. It is paid as a commission 																		
Deferred Sales Charge (DSC) *	If you sell within: <table border="1"> <thead> <tr> <th></th> <th>%</th> </tr> </thead> <tbody> <tr> <td>1 year of buying</td> <td>5.50</td> </tr> <tr> <td>2 years of buying</td> <td>5.00</td> </tr> <tr> <td>3 years of buying</td> <td>5.00</td> </tr> <tr> <td>4 years of buying</td> <td>4.00</td> </tr> <tr> <td>5 years of buying</td> <td>4.00</td> </tr> <tr> <td>6 years of buying</td> <td>3.00</td> </tr> <tr> <td>7 years of buying</td> <td>2.00</td> </tr> <tr> <td>After 7 years</td> <td>0.00</td> </tr> </tbody> </table>		%	1 year of buying	5.50	2 years of buying	5.00	3 years of buying	5.00	4 years of buying	4.00	5 years of buying	4.00	6 years of buying	3.00	7 years of buying	2.00	After 7 years	0.00	<ul style="list-style-type: none"> The sales charge is deducted from the amount you sell You can sell up to 10% (20% for RRIF tax types) of your units each year without paying a sales charge You can switch to units of other funds within the same guarantee option and sales charge option without paying any sales charge. The sales charge schedule will be based on the date you invest in your first fund Any sales charge you pay goes to Manulife
	%																			
1 year of buying	5.50																			
2 years of buying	5.00																			
3 years of buying	5.00																			
4 years of buying	4.00																			
5 years of buying	4.00																			
6 years of buying	3.00																			
7 years of buying	2.00																			
After 7 years	0.00																			
Low Load Sales Charge *	If you sell within: <table border="1"> <thead> <tr> <th></th> <th>%</th> </tr> </thead> <tbody> <tr> <td>1 year of buying</td> <td>2.50</td> </tr> <tr> <td>2 years of buying</td> <td>2.00</td> </tr> <tr> <td>3 years of buying</td> <td>1.50</td> </tr> <tr> <td>After 3 years</td> <td>0.00</td> </tr> </tbody> </table>		%	1 year of buying	2.50	2 years of buying	2.00	3 years of buying	1.50	After 3 years	0.00									
	%																			
1 year of buying	2.50																			
2 years of buying	2.00																			
3 years of buying	1.50																			
After 3 years	0.00																			

* **Deferred** and **Low Load** sales charge options no longer allow new deposits, subsequent deposits, new or existing PACs or switches in from other sales charge options. Switches within the same sales charge option are permitted. Existing investments in these sales charge options will remain invested and the existing sales charge schedule will apply to any withdrawals.

2. Ongoing Fund Expenses

The management expense ratio (MER) includes the management fee and operating expenses of the fund and, if applicable, any underlying fund(s). The MER includes the insurance cost for the guarantee. You don't pay these expenses directly. Additional fees will apply to the IncomePlus v2.1 guarantee option and are paid out of the contract each year. The fund fee rate for this fund is a Level 5. MERs and guarantee fees affect you because they reduce the return you get on your investment. For details about how the guarantees work, see your Information Folder and Contract.

Guarantee option	MER (Annual rate as a % of the fund value)	Management fee (%)	Fund fee rate (%)
IncomePlus v2.1	2.82	2.25	1.25

Trailing commission

Manulife pays a trailing commission of up to 1.00% of the value of your investments each year for as long as you own the fund. It is for the services and advice your advisor provides to you. The trailing commission is paid out of the management fee. You don't pay these expenses directly. The rate depends on the sales charge option you choose.

3. Other Fees

Trading Fees apply to all guarantee options and sales charge options and are paid to Manulife.

Fee	What you pay
Frequent Trading Fee	2% of the value of units you trade for switches exceeding 5 per year.
Early Withdrawal Fee	2% of the value of units you sell or transfer within 90 days of buying them.
Small Policy Fee	\$100 annual fee is applied to IncomePlus v2.1 with a GWB Benefit Base that is below the initial deposit minimum.

What if I change my mind?

You can change your mind about your investment in a fund within two business days of the earlier of the date you received confirmation or five business days after it is mailed. You can also change your mind about subsequent transactions you make under the contract within two business days of the earlier of the date you received confirmation or five business days after it is mailed. In this case, the right to cancel only applies to the new transaction.

You have to tell us in writing that you want to cancel. The amount returned will be the lesser of the amount you invested, or the value of the fund if it has gone down. The amount returned only applies to the specific transaction and will include a refund of any sales charges or other fees you paid.

Objective and Strategy

Unless otherwise noted, the investment objective of the underlying fund is the same or substantially similar as the segregated fund objective. Refer to the underlying fund Prospectus and/or the Investment Policy Statement (IPS) for the complete objective and strategy of the underlying fund.

Objective: The fund seeks to provide a steady flow of current income while preserving capital by investing in a diversified portfolio of securities composed mainly of equity, equity-related and fixed income securities of Canadian issuers. The fund may also invest in foreign securities.

Strategy: This Fund will invest in units of the underlying mutual fund or a substantially similar fund.

Information specific to Elite and F-Class sales charge options

Elite (available only to GIF Select InvestmentPlus 75/75 contracts opened on or before October 3, 2014)

This section shows the information specific to the Elite sales charge option of this fund. When investing a minimum of \$1 million dollars you may qualify for Elite pricing which offers a lower management expense ratio than other sales charge options in the same product.

What you pay

- For the Elite front-end sales charge option, you pay up to 3.0% of the amount you invest.
- For the Elite back-end and Elite low-load sales charge options, refer to the sales charge table on page 2 for details.
- These are separate fees in addition to the MER.

Guarantee option	Minimum investment (\$)	MER (%)	Management fee (%)	Net asset value per unit (\$)	Units outstanding
IncomePlus v2.1	1,000,000	2.19	1.74	20.1135	10

F-Class

This section shows the information specific to the F-Class sales charge option of this fund. Funds in the F-Class sales charge option are available for investors who have fee-based or wrap accounts with their dealer.

What you pay

- Sales charges are generally negotiated between you and your dealer
- Collection of these fees will occur within the dealer account and not from the contract
- These are separate fees in addition to the MER

Guarantee option	Minimum investment (\$)	MER (%)	Management fee (%)	Net asset value per unit (\$)	Units outstanding
IncomePlus v2.1	25,000	1.81	1.49	20.8327	10

For more information

This summary may not contain all the information you need. Please read the Information Folder and Contract or you may contact us at:

Manulife

500 King Street North, Waterloo ON N2J4C6
www.manulifeim.ca
Canada, Outside of Quebec 1-888-790-4387
Quebec & French Business 1-800-355-6776

The Manufacturers Life Insurance Company (Manulife) is the issuer of insurance contracts containing Manulife segregated funds and the guarantor of any guarantee provisions therein. Manulife, Manulife & Stylized M Design, and Stylized M Design are trademarks of The Manufacturers Life Insurance Company and are used by it, and by its affiliates under license.

Fund Facts — GIF Select

Manulife CIBC Monthly Income GIF Select

Quick Facts

Date Fund Available: April 2012

Underlying Fund Manager: CIBC Global Asset Management Inc.

Total Fund Value: \$42,499,414

Date Fund Created: June 2008

Total Units Outstanding: 2,764,476

Portfolio Turnover Rate: 6.93%

Guarantee option	Minimum investment (\$)	MER (%)	Management fee (%)	Net asset value per unit (\$)	Units outstanding
IncomePlus v2.1	25,000	2.85	1.89	14.3037	83,241

The IncomePlus Series (version 2.1) is no longer available for new sales. This information applies to contracts sold April 30, 2012 to January 11, 2013. For information on Elite and F-Class sales charge options, refer to page 3.

What does the fund invest in?

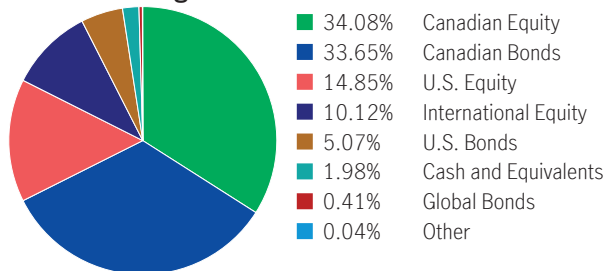
This segregated fund has a “fund-of-fund” structure and invests into the CIBC Monthly Income Fund. The underlying mutual fund trust holds primarily Canadian equities and Canadian fixed income investments.

Top 10 investments (of the underlying fund)

Royal Bank of Canada	3.01%
Toronto-Dominion Bank Com New	2.59%
Enbridge Inc.	1.86%
Bank of Montreal	1.74%
Canadian National Railwaypany	1.69%
Canadian Natural Resources Ltd.	1.50%
Province of Ontario, 3.6%, 3/8/2028	1.48%
Canadian Pacific Kansas City Limited	1.46%
Brookfield Corporation Vtg Shs Cl A	1.36%
Canadian Imperial Bank ofmerce	1.28%
Total	17.97%

Total investments: 683

Investment Segmentation



Are there any guarantees?

This fund is being offered under an insurance contract. It comes with guarantees that may protect your investment if the markets go down. The MER includes a separate insurance fee that is charged for the guarantees. For details, please refer to the Information Folder and Contract.

Who is this fund for?

This fund may be right for a person seeking a balance of growth and interest income and who is comfortable with the ups and downs of the equity and bond markets.

How has the fund performed?

This section tells you how the fund has performed over the past 10 years for a contractholder who has chosen IncomePlus v2.1 Series. Returns are after the MER has been deducted.

It's important to note that this doesn't tell you how the fund will perform in the future.

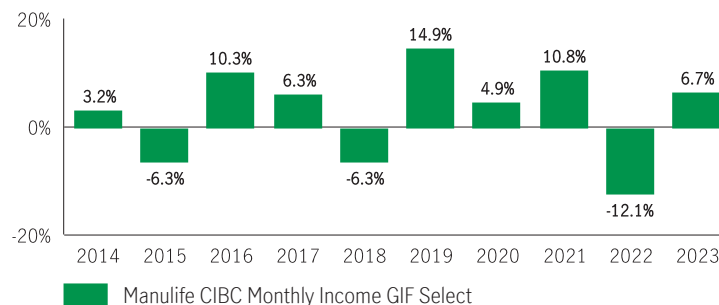
Also, your actual return will depend on the guarantee option and sales charge option you choose and on your personal tax situation.

Average return

A person who invested \$1,000 in the fund and chose IncomePlus v2.1 Series 10 years ago has \$1,328.91 on December 31, 2023. This works out to an average of 2.88% per year.

Year-by-year returns Any values close to zero may not be visible.

This chart shows how the fund has performed in each of the past 10 years for a contractholder who chose the IncomePlus v2.1 Series. In the last 10 years the fund was up in value 7 years and down in value 3 years.



For illustration purposes only. Actual segregated fund performance could be expected to vary and will depend on the guarantee option you choose.

How risky is it?

The value of your investments can go down. Please see the Information Folder for further details.



How much does it cost?

The following tables show the fees and expenses you could pay to invest in or sell units of the fund, and will depend on the guarantee option and sales charge option you choose. The ongoing fees and expenses are different for each guarantee option.

1. Sales Charges

Sales charge option	What you pay	How it works																		
Front End Sales Charge	Up to 5.0% of the amount you invest	<ul style="list-style-type: none"> You and your advisor decide on the rate The initial sales charge is deducted from the amount you invest. It is paid as a commission 																		
Deferred Sales Charge (DSC) *	If you sell within: <table border="1"> <thead> <tr> <th></th> <th>%</th> </tr> </thead> <tbody> <tr> <td>1 year of buying</td> <td>5.50</td> </tr> <tr> <td>2 years of buying</td> <td>5.00</td> </tr> <tr> <td>3 years of buying</td> <td>5.00</td> </tr> <tr> <td>4 years of buying</td> <td>4.00</td> </tr> <tr> <td>5 years of buying</td> <td>4.00</td> </tr> <tr> <td>6 years of buying</td> <td>3.00</td> </tr> <tr> <td>7 years of buying</td> <td>2.00</td> </tr> <tr> <td>After 7 years</td> <td>0.00</td> </tr> </tbody> </table>		%	1 year of buying	5.50	2 years of buying	5.00	3 years of buying	5.00	4 years of buying	4.00	5 years of buying	4.00	6 years of buying	3.00	7 years of buying	2.00	After 7 years	0.00	<ul style="list-style-type: none"> The sales charge is deducted from the amount you sell You can sell up to 10% (20% for RRIF tax types) of your units each year without paying a sales charge You can switch to units of other funds within the same guarantee option and sales charge option without paying any sales charge. The sales charge schedule will be based on the date you invest in your first fund Any sales charge you pay goes to Manulife
	%																			
1 year of buying	5.50																			
2 years of buying	5.00																			
3 years of buying	5.00																			
4 years of buying	4.00																			
5 years of buying	4.00																			
6 years of buying	3.00																			
7 years of buying	2.00																			
After 7 years	0.00																			
Low Load Sales Charge *	If you sell within: <table border="1"> <thead> <tr> <th></th> <th>%</th> </tr> </thead> <tbody> <tr> <td>1 year of buying</td> <td>2.50</td> </tr> <tr> <td>2 years of buying</td> <td>2.00</td> </tr> <tr> <td>3 years of buying</td> <td>1.50</td> </tr> <tr> <td>After 3 years</td> <td>0.00</td> </tr> </tbody> </table>		%	1 year of buying	2.50	2 years of buying	2.00	3 years of buying	1.50	After 3 years	0.00									
	%																			
1 year of buying	2.50																			
2 years of buying	2.00																			
3 years of buying	1.50																			
After 3 years	0.00																			

* **Deferred** and **Low Load** sales charge options no longer allow new deposits, subsequent deposits, new or existing PACs or switches in from other sales charge options. Switches within the same sales charge option are permitted. Existing investments in these sales charge options will remain invested and the existing sales charge schedule will apply to any withdrawals.

2. Ongoing Fund Expenses

The management expense ratio (MER) includes the management fee and operating expenses of the fund and, if applicable, any underlying fund(s). The MER includes the insurance cost for the guarantee. You don't pay these expenses directly. Additional fees will apply to the IncomePlus v2.1 guarantee option and are paid out of the contract each year. The fund fee rate for this fund is a Level 4. MERs and guarantee fees affect you because they reduce the return you get on your investment. For details about how the guarantees work, see your Information Folder and Contract.

Guarantee option	MER (Annual rate as a % of the fund value)	Management fee (%)	Fund fee rate (%)
IncomePlus v2.1	2.85	1.89	1.15

Trailing commission

Manulife pays a trailing commission of up to 1.00% of the value of your investments each year for as long as you own the fund. It is for the services and advice your advisor provides to you. The trailing commission is paid out of the management fee. You don't pay these expenses directly. The rate depends on the sales charge option you choose.

3. Other Fees

Trading Fees apply to all guarantee options and sales charge options and are paid to Manulife.

Fee	What you pay
Frequent Trading Fee	2% of the value of units you trade for switches exceeding 5 per year.
Early Withdrawal Fee	2% of the value of units you sell or transfer within 90 days of buying them.
Small Policy Fee	\$100 annual fee is applied to IncomePlus v2.1 with a GWB Benefit Base that is below the initial deposit minimum.

What if I change my mind?

You can change your mind about your investment in a fund within two business days of the earlier of the date you received confirmation or five business days after it is mailed. You can also change your mind about subsequent transactions you make under the contract within two business days of the earlier of the date you received confirmation or five business days after it is mailed. In this case, the right to cancel only applies to the new transaction.

You have to tell us in writing that you want to cancel. The amount returned will be the lesser of the amount you invested, or the value of the fund if it has gone down. The amount returned only applies to the specific transaction and will include a refund of any sales charges or other fees you paid.

Objective and Strategy

Unless otherwise noted, the investment objective of the underlying fund is the same or substantially similar as the segregated fund objective. Refer to the underlying fund Prospectus and/or the Investment Policy Statement (IPS) for the complete objective and strategy of the underlying fund.

Objective: The fund seeks to provide a reasonably consistent level of monthly income while attempting to preserve capital by investing primarily in a diversified portfolio of debt and equity instruments.

Strategy: This Fund will invest in units of the underlying mutual fund or a substantially similar fund.

Information specific to Elite and F-Class sales charge options

Elite (available only to GIF Select InvestmentPlus 75/75 contracts opened on or before October 3, 2014)

This section shows the information specific to the Elite sales charge option of this fund. When investing a minimum of \$1 million dollars you may qualify for Elite pricing which offers a lower management expense ratio than other sales charge options in the same product.

What you pay

- For the Elite front-end sales charge option, you pay up to 3.0% of the amount you invest.
- For the Elite back-end and Elite low-load sales charge options, refer to the sales charge table on page 2 for details.
- These are separate fees in addition to the MER.

Guarantee option	Minimum investment (\$)	MER (%)	Management fee (%)	Net asset value per unit (\$)	Units outstanding
IncomePlus v2.1	1,000,000	2.21	1.27	15.7124	10

F-Class

This section shows the information specific to the F-Class sales charge option of this fund. Funds in the F-Class sales charge option are available for investors who have fee-based or wrap accounts with their dealer.

What you pay

- Sales charges are generally negotiated between you and your dealer
- Collection of these fees will occur within the dealer account and not from the contract
- These are separate fees in addition to the MER

Guarantee option	Minimum investment (\$)	MER (%)	Management fee (%)	Net asset value per unit (\$)	Units outstanding
IncomePlus v2.1	25,000	1.83	1.12	17.0951	10

For more information

This summary may not contain all the information you need. Please read the Information Folder and Contract or you may contact us at:

Manulife

500 King Street North, Waterloo ON N2J4C6
www.manulifeim.ca
Canada, Outside of Quebec 1-888-790-4387
Quebec & French Business 1-800-355-6776

The Manufacturers Life Insurance Company (Manulife) is the issuer of insurance contracts containing Manulife segregated funds and the guarantor of any guarantee provisions therein. Manulife, Manulife & Stylized M Design, and Stylized M Design are trademarks of The Manufacturers Life Insurance Company and are used by it, and by its affiliates under license.

Fund Facts — GIF Select

Manulife Diversified Investment GIF Select

Quick Facts

Date Fund Available: April 2012 **Underlying Fund Manager:** Manulife Investment Management Limited **Total Fund Value:** \$563,855,067
Date Fund Created: July 2008 **Total Units Outstanding:** 24,552,024 **Portfolio Turnover Rate:** 4.39%

Guarantee option	Minimum investment (\$)	MER (%)	Management fee (%)	Net asset value per unit (\$)	Units outstanding
IncomePlus v2.1	25,000	2.72	1.90	19.9309	921,411

The IncomePlus Series (version 2.1) is no longer available for new sales. This information applies to contracts sold April 30, 2012 to January 11, 2013. For information on Elite and F-Class sales charge options, refer to page 3.

What does the fund invest in?

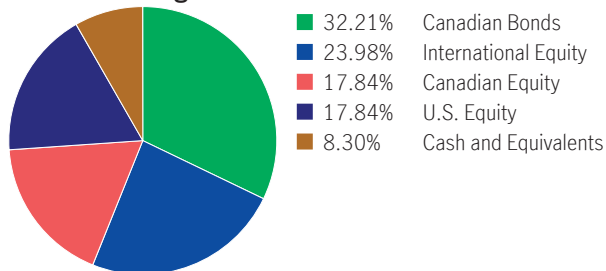
This segregated fund has a “fund-of-fund” structure and invests into the Manulife Diversified Investment Fund. The underlying mutual fund trust holds primarily foreign equities and Canadian fixed income investments.

Top 10 investments (of the underlying fund)

Province of Ontario, 3.6%, 3/8/2028	2.86%
Province of Quebec, 3.6%, 9/1/2033	2.74%
Gov. of Canada, 1/4/2024	2.17%
Gov. of Canada, 2.75%, 12/1/2055	1.83%
Province of Ontario, 4.65%, 6/2/2041	1.32%
CANADIAN TREASURY BILL 14MAR24 TBILL	1.16%
Gov. of Canada, 2/29/2024	1.09%
Canadian Pacific Railway Limited, 2.54%, 2/28/2028	1.03%
Thomson Reuters Corp., 0.02%, 5/14/2025	1.01%
Gov. of Canada, 2/15/2024	0.94%
Total	16.15%

Total investments: 348

Investment Segmentation



Are there any guarantees?

This fund is being offered under an insurance contract. It comes with guarantees that may protect your investment if the markets go down. The MER includes a separate insurance fee that is charged for the guarantees. For details, please refer to the Information Folder and Contract.

Who is this fund for?

This fund may be right for a person seeking a balance of growth and interest income and who is comfortable with the ups and downs of the equity and bond markets.

How has the fund performed?

This section tells you how the fund has performed over the past 10 years for a contractholder who has chosen IncomePlus v2.1 Series. Returns are after the MER has been deducted.

It's important to note that this doesn't tell you how the fund will perform in the future.

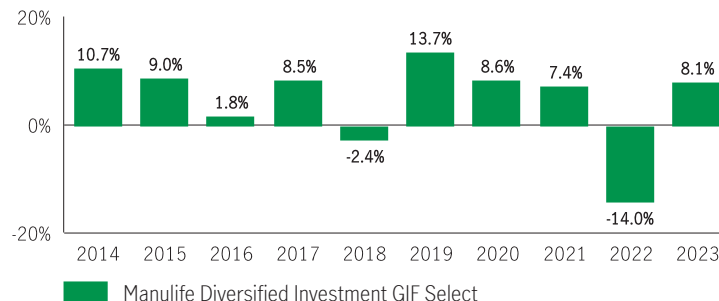
Also, your actual return will depend on the guarantee option and sales charge option you choose and on your personal tax situation.

Average return

A person who invested \$1,000 in the fund and chose IncomePlus v2.1 Series 10 years ago has \$1,604.69 on December 31, 2023. This works out to an average of 4.84% per year.

Year-by-year returns Any values close to zero may not be visible.

This chart shows how the fund has performed in each of the past 10 years for a contractholder who chose the IncomePlus v2.1 Series. In the last 10 years the fund was up in value 8 years and down in value 2 years.



For illustration purposes only. Actual segregated fund performance could be expected to vary and will depend on the guarantee option you choose.

How risky is it?

The value of your investments can go down. Please see the Information Folder for further details.



How much does it cost?

The following tables show the fees and expenses you could pay to invest in or sell units of the fund, and will depend on the guarantee option and sales charge option you choose. The ongoing fees and expenses are different for each guarantee option.

1. Sales Charges

Sales charge option	What you pay	How it works																		
Front End Sales Charge	Up to 5.0% of the amount you invest	<ul style="list-style-type: none"> You and your advisor decide on the rate The initial sales charge is deducted from the amount you invest. It is paid as a commission 																		
Deferred Sales Charge (DSC) *	If you sell within: <table border="1"> <thead> <tr> <th></th> <th>%</th> </tr> </thead> <tbody> <tr> <td>1 year of buying</td> <td>5.50</td> </tr> <tr> <td>2 years of buying</td> <td>5.00</td> </tr> <tr> <td>3 years of buying</td> <td>5.00</td> </tr> <tr> <td>4 years of buying</td> <td>4.00</td> </tr> <tr> <td>5 years of buying</td> <td>4.00</td> </tr> <tr> <td>6 years of buying</td> <td>3.00</td> </tr> <tr> <td>7 years of buying</td> <td>2.00</td> </tr> <tr> <td>After 7 years</td> <td>0.00</td> </tr> </tbody> </table>		%	1 year of buying	5.50	2 years of buying	5.00	3 years of buying	5.00	4 years of buying	4.00	5 years of buying	4.00	6 years of buying	3.00	7 years of buying	2.00	After 7 years	0.00	<ul style="list-style-type: none"> The sales charge is deducted from the amount you sell You can sell up to 10% (20% for RRIF tax types) of your units each year without paying a sales charge You can switch to units of other funds within the same guarantee option and sales charge option without paying any sales charge. The sales charge schedule will be based on the date you invest in your first fund Any sales charge you pay goes to Manulife
	%																			
1 year of buying	5.50																			
2 years of buying	5.00																			
3 years of buying	5.00																			
4 years of buying	4.00																			
5 years of buying	4.00																			
6 years of buying	3.00																			
7 years of buying	2.00																			
After 7 years	0.00																			
Low Load Sales Charge *	If you sell within: <table border="1"> <thead> <tr> <th></th> <th>%</th> </tr> </thead> <tbody> <tr> <td>1 year of buying</td> <td>2.50</td> </tr> <tr> <td>2 years of buying</td> <td>2.00</td> </tr> <tr> <td>3 years of buying</td> <td>1.50</td> </tr> <tr> <td>After 3 years</td> <td>0.00</td> </tr> </tbody> </table>		%	1 year of buying	2.50	2 years of buying	2.00	3 years of buying	1.50	After 3 years	0.00									
	%																			
1 year of buying	2.50																			
2 years of buying	2.00																			
3 years of buying	1.50																			
After 3 years	0.00																			

* **Deferred** and **Low Load** sales charge options no longer allow new deposits, subsequent deposits, new or existing PACs or switches in from other sales charge options. Switches within the same sales charge option are permitted. Existing investments in these sales charge options will remain invested and the existing sales charge schedule will apply to any withdrawals.

2. Ongoing Fund Expenses

The management expense ratio (MER) includes the management fee and operating expenses of the fund and, if applicable, any underlying fund(s). The MER includes the insurance cost for the guarantee. You don't pay these expenses directly. Additional fees will apply to the IncomePlus v2.1 guarantee option and are paid out of the contract each year. The fund fee rate for this fund is a Level 4. MERs and guarantee fees affect you because they reduce the return you get on your investment. For details about how the guarantees work, see your Information Folder and Contract.

Guarantee option	MER (Annual rate as a % of the fund value)	Management fee (%)	Fund fee rate (%)
IncomePlus v2.1	2.72	1.90	1.15

Trailing commission

Manulife pays a trailing commission of up to 1.00% of the value of your investments each year for as long as you own the fund. It is for the services and advice your advisor provides to you. The trailing commission is paid out of the management fee. You don't pay these expenses directly. The rate depends on the sales charge option you choose.

3. Other Fees

Trading Fees apply to all guarantee options and sales charge options and are paid to Manulife.

Fee	What you pay
Frequent Trading Fee	2% of the value of units you trade for switches exceeding 5 per year.
Early Withdrawal Fee	2% of the value of units you sell or transfer within 90 days of buying them.
Small Policy Fee	\$100 annual fee is applied to IncomePlus v2.1 with a GWB Benefit Base that is below the initial deposit minimum.

What if I change my mind?

You can change your mind about your investment in a fund within two business days of the earlier of the date you received confirmation or five business days after it is mailed. You can also change your mind about subsequent transactions you make under the contract within two business days of the earlier of the date you received confirmation or five business days after it is mailed. In this case, the right to cancel only applies to the new transaction.

You have to tell us in writing that you want to cancel. The amount returned will be the lesser of the amount you invested, or the value of the fund if it has gone down. The amount returned only applies to the specific transaction and will include a refund of any sales charges or other fees you paid.

Objective and Strategy

Unless otherwise noted, the investment objective of the underlying fund is the same or substantially similar as the segregated fund objective. Refer to the underlying fund Prospectus and/or the Investment Policy Statement (IPS) for the complete objective and strategy of the underlying fund.

Objective: This Balanced Fund aims to achieve long-term growth. The Fund invests for high long-term, after-tax rates of return. The portfolio sub-advisor intends to achieve this objective by investing in a diversified mix of common shares, preferred shares, treasury bills, short-term notes, debentures and bonds. The Fund may also invest up to all of its assets in other Manulife funds.

Strategy: This Fund will invest in units of the underlying mutual fund or a substantially similar fund.

Information specific to Elite and F-Class sales charge options

Elite (available only to GIF Select InvestmentPlus 75/75 contracts opened on or before October 3, 2014)

This section shows the information specific to the Elite sales charge option of this fund. When investing a minimum of \$1 million dollars you may qualify for Elite pricing which offers a lower management expense ratio than other sales charge options in the same product.

What you pay

- For the Elite front-end sales charge option, you pay up to 3.0% of the amount you invest.
- For the Elite back-end and Elite low-load sales charge options, refer to the sales charge table on page 2 for details.
- These are separate fees in addition to the MER.

Guarantee option	Minimum investment (\$)	MER (%)	Management fee (%)	Net asset value per unit (\$)	Units outstanding
IncomePlus v2.1	1,000,000	1.99	1.19	22.0513	8,327

F-Class

This section shows the information specific to the F-Class sales charge option of this fund. Funds in the F-Class sales charge option are available for investors who have fee-based or wrap accounts with their dealer.

What you pay

- Sales charges are generally negotiated between you and your dealer
- Collection of these fees will occur within the dealer account and not from the contract
- These are separate fees in addition to the MER

Guarantee option	Minimum investment (\$)	MER (%)	Management fee (%)	Net asset value per unit (\$)	Units outstanding
IncomePlus v2.1	25,000	1.60	1.06	22.5761	24,359

For more information

This summary may not contain all the information you need. Please read the Information Folder and Contract or you may contact us at:

Manulife

500 King Street North, Waterloo ON N2J4C6
www.manulifeim.ca
Canada, Outside of Quebec 1-888-790-4387
Quebec & French Business 1-800-355-6776

The Manufacturers Life Insurance Company (Manulife) is the issuer of insurance contracts containing Manulife segregated funds and the guarantor of any guarantee provisions therein. Manulife, Manulife & Stylized M Design, and Stylized M Design are trademarks of The Manufacturers Life Insurance Company and are used by it, and by its affiliates under license.

Fund Facts — GIF Select

Manulife Dollar-Cost Averaging Program GIF Select
Quick Facts

Date Fund Available: May 2019

Fund Manager: Manulife

Total Fund Value: \$110,725,441

Date Fund Created: May 2019

Total Units Outstanding: 10,576,909

Portfolio Turnover Rate: --

Guarantee option	Minimum investment (\$)	MER (%)	Management fee (%)	Net asset value per unit (\$)	Units outstanding
IncomePlus v2.1	25,000	0.00	0.00	10.4768	1,270

The IncomePlus Series (version 2.1) is no longer available for new sales. This information applies to contracts sold April 30, 2012 to January 11, 2013. For information on Elite and F-Class sales charge options, refer to page 3.

What does the fund invest in?

This Segregated Fund invests directly into a Manulife Bank demand deposit account.

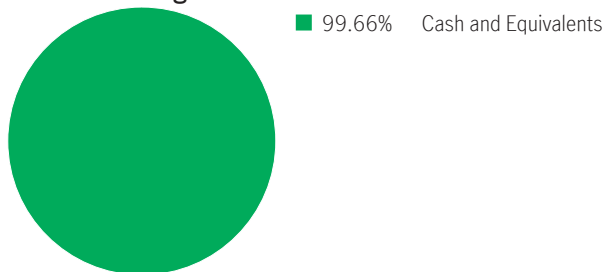
Top 10 investments

Canadian Dollar

99.66%

Total
99.66%

Total investments: 1

Investment Segmentation

How has the fund performed?

This section tells you how the fund has performed over the past 4 years for a contractholder who has chosen IncomePlus v2.1 Series. Returns are after the MER has been deducted.

It's important to note that this doesn't tell you how the fund will perform in the future.

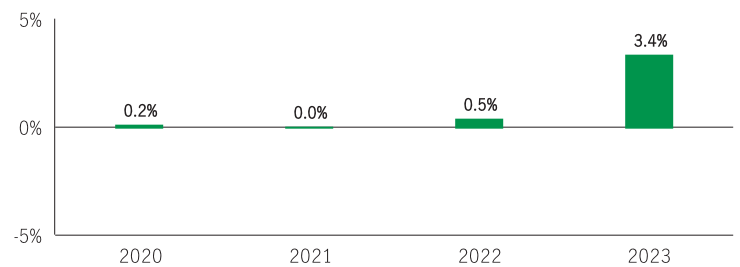
Also, your actual return will depend on the guarantee option and sales charge option you choose and on your personal tax situation.

Average return

A person who invested \$1,000 in the fund and chose IncomePlus v2.1 Series on May 27, 2019 has \$1,047.77 on December 31, 2023. This works out to an average of 1.02% per year.

Year-by-year returns Any values close to zero may not be visible.

This chart shows how the fund has performed in each of the past 4 years for a contractholder. In the past 4 years the Fund was up in value.



Manulife Dollar-Cost Averaging Program GIF Select

For illustration purposes only. Actual segregated fund performance could be expected to vary and will depend on the guarantee option you choose.

How risky is it?

The value of your investments can go down. Please see the Information Folder for further details.


Are there any guarantees?

This fund is being offered under an insurance contract. It comes with guarantees that may protect your investment if the markets go down. The MER includes a separate insurance fee that is charged for the guarantees. For details, please refer to the Information Folder and Contract.

Who is this fund for?

This fund may be right for a person seeking interest income with an emphasis on capital preservation.

How much does it cost?

The following tables show the fees and expenses you could pay to invest in or sell units of the fund, and will depend on the guarantee option and sales charge option you choose. The ongoing fees and expenses are different for each guarantee option.

1. Sales Charges

Sales charge option	What you pay	How it works																		
Front End Sales Charge	Up to 5.0% of the amount you invest	<ul style="list-style-type: none"> You and your advisor decide on the rate The initial sales charge is deducted from the amount you invest. It is paid as a commission 																		
Deferred Sales Charge (DSC) *	If you sell within: <table border="1"> <thead> <tr> <th></th> <th>%</th> </tr> </thead> <tbody> <tr> <td>1 year of buying</td> <td>5.50</td> </tr> <tr> <td>2 years of buying</td> <td>5.00</td> </tr> <tr> <td>3 years of buying</td> <td>5.00</td> </tr> <tr> <td>4 years of buying</td> <td>4.00</td> </tr> <tr> <td>5 years of buying</td> <td>4.00</td> </tr> <tr> <td>6 years of buying</td> <td>3.00</td> </tr> <tr> <td>7 years of buying</td> <td>2.00</td> </tr> <tr> <td>After 7 years</td> <td>0.00</td> </tr> </tbody> </table>		%	1 year of buying	5.50	2 years of buying	5.00	3 years of buying	5.00	4 years of buying	4.00	5 years of buying	4.00	6 years of buying	3.00	7 years of buying	2.00	After 7 years	0.00	<ul style="list-style-type: none"> The sales charge is deducted from the amount you sell You can sell up to 10% (20% for RRIF tax types) of your units each year without paying a sales charge You can switch to units of other funds within the same guarantee option and sales charge option without paying any sales charge. The sales charge schedule will be based on the date you invest in your first fund Any sales charge you pay goes to Manulife
	%																			
1 year of buying	5.50																			
2 years of buying	5.00																			
3 years of buying	5.00																			
4 years of buying	4.00																			
5 years of buying	4.00																			
6 years of buying	3.00																			
7 years of buying	2.00																			
After 7 years	0.00																			
Low Load Sales Charge *	If you sell within: <table border="1"> <thead> <tr> <th></th> <th>%</th> </tr> </thead> <tbody> <tr> <td>1 year of buying</td> <td>2.50</td> </tr> <tr> <td>2 years of buying</td> <td>2.00</td> </tr> <tr> <td>3 years of buying</td> <td>1.50</td> </tr> <tr> <td>After 3 years</td> <td>0.00</td> </tr> </tbody> </table>		%	1 year of buying	2.50	2 years of buying	2.00	3 years of buying	1.50	After 3 years	0.00									
	%																			
1 year of buying	2.50																			
2 years of buying	2.00																			
3 years of buying	1.50																			
After 3 years	0.00																			

* **Deferred** and **Low Load** sales charge options no longer allow new deposits, subsequent deposits, new or existing PACs or switches in from other sales charge options. Switches within the same sales charge option are permitted. Existing investments in these sales charge options will remain invested and the existing sales charge schedule will apply to any withdrawals.

2. Ongoing Fund Expenses

The management expense ratio (MER) includes the management fee and operating expenses of the fund and, if applicable, any underlying fund(s). The MER includes the insurance cost for the guarantee. You don't pay these expenses directly. MERs and guarantee fees affect you because they reduce the return you get on your investment.

Guarantee option	MER (Annual rate as a % of the fund value)	Management fee (%)	Fund fee rate (%)
IncomePlus v2.1	0.00	0.00	0.55

Manulife is currently waiving the management fee of this fund, at its discretion. Rather, Manulife is receiving a negotiated fee from Manulife Bank at a level that allows the fund to provide an interest rate comparable to the returns of Canadian money market segregated funds with similar features. This fee arrangement may change or be terminated at any time. **In the event the fee arrangement is terminated, a management fee not exceeding 1.0% may be charged to the fund.** For details about how the guarantees work, see your Information Folder and Contract.

Trailing commission

Manulife pays a trailing commission of up to 0.50% of the value of your investments each year for as long as you own the fund. It is for the services and advice your advisor provides to you. The trailing commission is paid out of the management fee. You don't pay these expenses directly. The rate depends on the sales charge option you choose.

3. Other Fees

Trading Fees apply to all guarantee options and sales charge options and are paid to Manulife.

Fee	What you pay
Frequent Trading Fee	2% of the value of units you trade for switches exceeding 5 per year.
Early Withdrawal Fee	2% of the value of units you sell or transfer within 90 days of buying them.
Small Policy Fee	\$100 annual fee is applied to IncomePlus v2.1 with a GWB Benefit Base that is below the initial deposit minimum.

What if I change my mind?

You can change your mind about your investment in a fund within two business days of the earlier of the date you received confirmation or five business days after it is mailed. You can also change your mind about subsequent transactions you make under the contract within two business days of the earlier of the date you received confirmation or five business days after it is mailed. In this case, the right to cancel only applies to the new transaction.

You have to tell us in writing that you want to cancel. The amount returned will be the lesser of the amount you invested, or the value of the fund if it has gone down. The amount returned only applies to the specific transaction and will include a refund of any sales charges or other fees you paid.

Objective and Strategy

Objective: The fund seeks to provide investors with interest income by generally holding all of its portfolio assets on deposit in a demand deposit (cashable) account with an administered interest rate at its affiliate, Manulife Bank of Canada.

Strategy: The fund seeks to provide investors with interest income by generally holding all of its portfolio assets on deposit in a demand deposit (cashable) account where Manulife is receiving a negotiated fee from Manulife Bank at a level that allows the fund to provide an interest rate comparable to the returns of Canadian money market segregated funds with similar features. The strategy for this fund is available through the Investment Policy Statement (IPS).

Information specific to Elite and F-Class sales charge options

F-Class

This section shows the information specific to the F-Class sales charge option of this fund. Funds in the F-Class sales charge option are available for investors who have fee-based or wrap accounts with their dealer.

What you pay

- Sales charges are generally negotiated between you and your dealer
- Collection of these fees will occur within the dealer account and not from the contract
- These are separate fees in addition to the MER

Guarantee option	Minimum investment (\$)	MER (%)	Management fee (%)	Net asset value per unit (\$)	Units outstanding
IncomePlus v2.1	25,000	0.00	0.00	10.4274	9

For more information

This summary may not contain all the information you need. Please read the Information Folder and Contract or you may contact us at:

Manulife

500 King Street North, Waterloo ON N2J4C6
www.manulifeim.ca
Canada, Outside of Quebec 1-888-790-4387
Quebec & French Business 1-800-355-6776

Fund Facts — GIF Select
Manulife Fidelity Canadian Asset Allocation GIF Select
Quick Facts
Date Fund Available: April 2012

Underlying Fund Manager: Fidelity Investments Canada ULC

Total Fund Value: \$814,234,822

Date Fund Created: January 1997

Total Units Outstanding: 38,351,686

Portfolio Turnover Rate: 6.17%

Guarantee option	Minimum investment (\$)	MER (%)	Management fee (%)	Net asset value per unit (\$)	Units outstanding
IncomePlus v2.1	25,000	2.82	2.24	17.7797	172,345

The IncomePlus Series (version 2.1) is no longer available for new sales. This information applies to contracts sold April 30, 2012 to January 11, 2013. For information on Elite and F-Class sales charge options, refer to page 3.

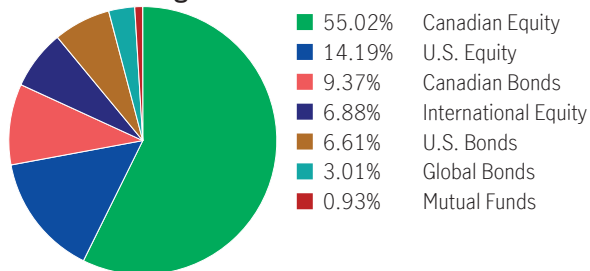
What does the fund invest in?

This segregated fund has a “fund-of-fund” structure and invests into the Fidelity Canadian Asset Allocation Fund. The underlying mutual fund trust holds primarily Canadian equities and Canadian fixed income investments.

Top 10 investments (of the underlying fund)

Canadian National Railwaypany	3.65%
Constellation Software Inc.	2.82%
Canadian Natural Resources Ltd.	2.56%
Royal Bank of Canada	2.30%
Toronto-Dominion Bank Com New	2.19%
Shopify Inc. Cl A	1.84%
Canadian Pacific Kansas City Limited	1.74%
Rogers Communications Inc. Cl B Non Vtg	1.73%
Bank of Montreal	1.73%
Restaurant Brands International Inc.	1.64%
Total	22.21%

Total investments: 2238

Investment Segmentation

Are there any guarantees?

This fund is being offered under an insurance contract. It comes with guarantees that may protect your investment if the markets go down. The MER includes a separate insurance fee that is charged for the guarantees. For details, please refer to the Information Folder and Contract.

Who is this fund for?

This fund may be right for a person seeking a balance of growth and interest income and who is comfortable with the ups and downs of the equity and bond markets.

How has the fund performed?

This section tells you how the fund has performed over the past 10 years for a contractholder who has chosen IncomePlus v2.1 Series. Returns are after the MER has been deducted.

It's important to note that this doesn't tell you how the fund will perform in the future.

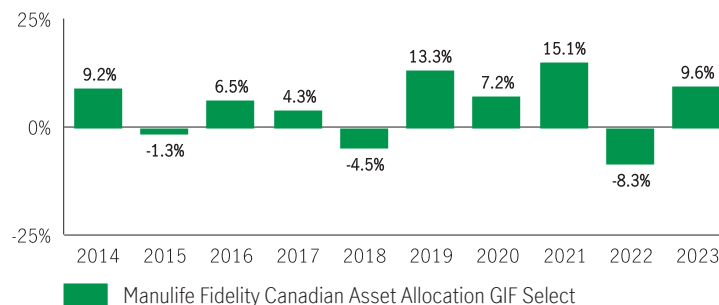
Also, your actual return will depend on the guarantee option and sales charge option you choose and on your personal tax situation.

Average return

A person who invested \$1,000 in the fund and chose IncomePlus v2.1 Series 10 years ago has \$1,605.87 on December 31, 2023. This works out to an average of 4.85% per year.

Year-by-year returns Any values close to zero may not be visible.

This chart shows how the fund has performed in each of the past 10 years for a contractholder who chose the IncomePlus v2.1 Series. In the last 10 years the fund was up in value 7 years and down in value 3 years.



For illustration purposes only. Actual segregated fund performance could be expected to vary and will depend on the guarantee option you choose.

How risky is it?

The value of your investments can go down. Please see the Information Folder for further details.



How much does it cost?

The following tables show the fees and expenses you could pay to invest in or sell units of the fund, and will depend on the guarantee option and sales charge option you choose. The ongoing fees and expenses are different for each guarantee option.

1. Sales Charges

Sales charge option	What you pay	How it works																		
Front End Sales Charge	Up to 5.0% of the amount you invest	<ul style="list-style-type: none"> You and your advisor decide on the rate The initial sales charge is deducted from the amount you invest. It is paid as a commission 																		
Deferred Sales Charge (DSC) *	If you sell within: <table border="1"> <thead> <tr> <th></th> <th>%</th> </tr> </thead> <tbody> <tr> <td>1 year of buying</td> <td>5.50</td> </tr> <tr> <td>2 years of buying</td> <td>5.00</td> </tr> <tr> <td>3 years of buying</td> <td>5.00</td> </tr> <tr> <td>4 years of buying</td> <td>4.00</td> </tr> <tr> <td>5 years of buying</td> <td>4.00</td> </tr> <tr> <td>6 years of buying</td> <td>3.00</td> </tr> <tr> <td>7 years of buying</td> <td>2.00</td> </tr> <tr> <td>After 7 years</td> <td>0.00</td> </tr> </tbody> </table>		%	1 year of buying	5.50	2 years of buying	5.00	3 years of buying	5.00	4 years of buying	4.00	5 years of buying	4.00	6 years of buying	3.00	7 years of buying	2.00	After 7 years	0.00	<ul style="list-style-type: none"> The sales charge is deducted from the amount you sell You can sell up to 10% (20% for RRIF tax types) of your units each year without paying a sales charge You can switch to units of other funds within the same guarantee option and sales charge option without paying any sales charge. The sales charge schedule will be based on the date you invest in your first fund Any sales charge you pay goes to Manulife
	%																			
1 year of buying	5.50																			
2 years of buying	5.00																			
3 years of buying	5.00																			
4 years of buying	4.00																			
5 years of buying	4.00																			
6 years of buying	3.00																			
7 years of buying	2.00																			
After 7 years	0.00																			
Low Load Sales Charge *	If you sell within: <table border="1"> <thead> <tr> <th></th> <th>%</th> </tr> </thead> <tbody> <tr> <td>1 year of buying</td> <td>2.50</td> </tr> <tr> <td>2 years of buying</td> <td>2.00</td> </tr> <tr> <td>3 years of buying</td> <td>1.50</td> </tr> <tr> <td>After 3 years</td> <td>0.00</td> </tr> </tbody> </table>		%	1 year of buying	2.50	2 years of buying	2.00	3 years of buying	1.50	After 3 years	0.00									
	%																			
1 year of buying	2.50																			
2 years of buying	2.00																			
3 years of buying	1.50																			
After 3 years	0.00																			

* **Deferred** and **Low Load** sales charge options no longer allow new deposits, subsequent deposits, new or existing PACs or switches in from other sales charge options. Switches within the same sales charge option are permitted. Existing investments in these sales charge options will remain invested and the existing sales charge schedule will apply to any withdrawals.

2. Ongoing Fund Expenses

The management expense ratio (MER) includes the management fee and operating expenses of the fund and, if applicable, any underlying fund(s). The MER includes the insurance cost for the guarantee. You don't pay these expenses directly. Additional fees will apply to the IncomePlus v2.1 guarantee option and are paid out of the contract each year. The fund fee rate for this fund is a Level 5. MERs and guarantee fees affect you because they reduce the return you get on your investment. For details about how the guarantees work, see your Information Folder and Contract.

Guarantee option	MER (Annual rate as a % of the fund value)	Management fee (%)	Fund fee rate (%)
IncomePlus v2.1	2.82	2.24	1.25

Trailing commission

Manulife pays a trailing commission of up to 1.00% of the value of your investments each year for as long as you own the fund. It is for the services and advice your advisor provides to you. The trailing commission is paid out of the management fee. You don't pay these expenses directly. The rate depends on the sales charge option you choose.

3. Other Fees

Trading Fees apply to all guarantee options and sales charge options and are paid to Manulife.

Fee	What you pay
Frequent Trading Fee	2% of the value of units you trade for switches exceeding 5 per year.
Early Withdrawal Fee	2% of the value of units you sell or transfer within 90 days of buying them.
Small Policy Fee	\$100 annual fee is applied to IncomePlus v2.1 with a GWB Benefit Base that is below the initial deposit minimum.

What if I change my mind?

You can change your mind about your investment in a fund within two business days of the earlier of the date you received confirmation or five business days after it is mailed. You can also change your mind about subsequent transactions you make under the contract within two business days of the earlier of the date you received confirmation or five business days after it is mailed. In this case, the right to cancel only applies to the new transaction.

You have to tell us in writing that you want to cancel. The amount returned will be the lesser of the amount you invested, or the value of the fund if it has gone down. The amount returned only applies to the specific transaction and will include a refund of any sales charges or other fees you paid.

Objective and Strategy

Unless otherwise noted, the investment objective of the underlying fund is the same or substantially similar as the segregated fund objective. Refer to the underlying fund Prospectus and/or the Investment Policy Statement (IPS) for the complete objective and strategy of the underlying fund.

Objective: The Fund aims to achieve high total investment return. The Fund uses an asset allocation approach. It invests primarily in a mix of Canadian equity securities, fixed-income securities and money market instruments.

Strategy: This Fund will invest in units of the underlying mutual fund or a substantially similar fund.

Information specific to Elite and F-Class sales charge options

Elite (available only to GIF Select InvestmentPlus 75/75 contracts opened on or before October 3, 2014)

This section shows the information specific to the Elite sales charge option of this fund. When investing a minimum of \$1 million dollars you may qualify for Elite pricing which offers a lower management expense ratio than other sales charge options in the same product.

What you pay

- For the Elite front-end sales charge option, you pay up to 3.0% of the amount you invest.
- For the Elite back-end and Elite low-load sales charge options, refer to the sales charge table on page 2 for details.
- These are separate fees in addition to the MER.

Guarantee option	Minimum investment (\$)	MER (%)	Management fee (%)	Net asset value per unit (\$)	Units outstanding
IncomePlus v2.1	1,000,000	2.20	1.74	19.4042	8,696

F-Class

This section shows the information specific to the F-Class sales charge option of this fund. Funds in the F-Class sales charge option are available for investors who have fee-based or wrap accounts with their dealer.

What you pay

- Sales charges are generally negotiated between you and your dealer
- Collection of these fees will occur within the dealer account and not from the contract
- These are separate fees in addition to the MER

Guarantee option	Minimum investment (\$)	MER (%)	Management fee (%)	Net asset value per unit (\$)	Units outstanding
IncomePlus v2.1	25,000	1.81	1.48	20.5475	10

For more information

This summary may not contain all the information you need. Please read the Information Folder and Contract or you may contact us at:

Manulife

500 King Street North, Waterloo ON N2J4C6
www.manulifeim.ca
Canada, Outside of Quebec 1-888-790-4387
Quebec & French Business 1-800-355-6776

The Manufacturers Life Insurance Company (Manulife) is the issuer of insurance contracts containing Manulife segregated funds and the guarantor of any guarantee provisions therein. Manulife, Manulife & Stylized M Design, and Stylized M Design are trademarks of The Manufacturers Life Insurance Company and are used by it, and by its affiliates under license.

Fund Facts — GIF Select
Manulife Fidelity Canadian Balanced GIF Select
Quick Facts
Date Fund Available: April 2012

Underlying Fund Manager: Fidelity Investments Canada ULC

Total Fund Value: \$491,163,508

Date Fund Created: July 2008

Total Units Outstanding: 24,046,886

Portfolio Turnover Rate: 3.70%

Guarantee option	Minimum investment (\$)	MER (%)	Management fee (%)	Net asset value per unit (\$)	Units outstanding
IncomePlus v2.1	25,000	2.80	2.02	17.8027	817,482

The IncomePlus Series (version 2.1) is no longer available for new sales. This information applies to contracts sold April 30, 2012 to January 11, 2013. For information on Elite and F-Class sales charge options, refer to page 3.

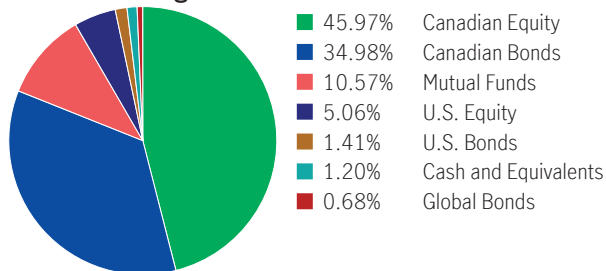
What does the fund invest in?

This segregated fund has a “fund-of-fund” structure and invests into the Fidelity Canadian Balanced Fund. The underlying mutual fund trust holds primarily Canadian equities and Canadian fixed income investments.

Top 10 investments (of the underlying fund)

Fidelity American High Yield Fund	10.57%
Constellation Software Inc.	3.48%
Canadian Natural Resources Ltd.	3.37%
Shopify Inc. Cl A	3.09%
Canadian National Railwaypany	2.82%
Restaurant Brands International Inc.	1.89%
Dollarama Inc.	1.78%
Brookfield Asset Management Ltd. Cl A Ltd Vtg Shs	1.72%
Microsoft Corp.	1.70%
Teck Resources Ltd. Cl B Sub Vtg	1.54%
Total	31.96%

Total investments: 611

Investment Segmentation

Are there any guarantees?

This fund is being offered under an insurance contract. It comes with guarantees that may protect your investment if the markets go down. The MER includes a separate insurance fee that is charged for the guarantees. For details, please refer to the Information Folder and Contract.

Who is this fund for?

This fund may be right for a person seeking a balance of growth and interest income and who is comfortable with the ups and downs of the equity and bond markets.

How has the fund performed?

This section tells you how the fund has performed over the past 10 years for a contractholder who has chosen IncomePlus v2.1 Series. Returns are after the MER has been deducted.

It's important to note that this doesn't tell you how the fund will perform in the future.

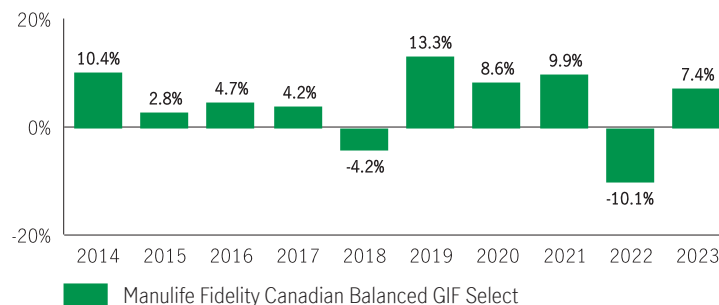
Also, your actual return will depend on the guarantee option and sales charge option you choose and on your personal tax situation.

Average return

A person who invested \$1,000 in the fund and chose IncomePlus v2.1 Series 10 years ago has \$1,550.41 on December 31, 2023. This works out to an average of 4.48% per year.

Year-by-year returns Any values close to zero may not be visible.

This chart shows how the fund has performed in each of the past 10 years for a contractholder who chose the IncomePlus v2.1 Series. In the last 10 years the fund was up in value 8 years and down in value 2 years.



For illustration purposes only. Actual segregated fund performance could be expected to vary and will depend on the guarantee option you choose.

How risky is it?

The value of your investments can go down. Please see the Information Folder for further details.



How much does it cost?

The following tables show the fees and expenses you could pay to invest in or sell units of the fund, and will depend on the guarantee option and sales charge option you choose. The ongoing fees and expenses are different for each guarantee option.

1. Sales Charges

Sales charge option	What you pay	How it works																		
Front End Sales Charge	Up to 5.0% of the amount you invest	<ul style="list-style-type: none"> You and your advisor decide on the rate The initial sales charge is deducted from the amount you invest. It is paid as a commission 																		
Deferred Sales Charge (DSC) *	If you sell within: <table border="1"> <thead> <tr> <th></th> <th>%</th> </tr> </thead> <tbody> <tr> <td>1 year of buying</td> <td>5.50</td> </tr> <tr> <td>2 years of buying</td> <td>5.00</td> </tr> <tr> <td>3 years of buying</td> <td>5.00</td> </tr> <tr> <td>4 years of buying</td> <td>4.00</td> </tr> <tr> <td>5 years of buying</td> <td>4.00</td> </tr> <tr> <td>6 years of buying</td> <td>3.00</td> </tr> <tr> <td>7 years of buying</td> <td>2.00</td> </tr> <tr> <td>After 7 years</td> <td>0.00</td> </tr> </tbody> </table>		%	1 year of buying	5.50	2 years of buying	5.00	3 years of buying	5.00	4 years of buying	4.00	5 years of buying	4.00	6 years of buying	3.00	7 years of buying	2.00	After 7 years	0.00	<ul style="list-style-type: none"> The sales charge is deducted from the amount you sell You can sell up to 10% (20% for RRIF tax types) of your units each year without paying a sales charge You can switch to units of other funds within the same guarantee option and sales charge option without paying any sales charge. The sales charge schedule will be based on the date you invest in your first fund Any sales charge you pay goes to Manulife
	%																			
1 year of buying	5.50																			
2 years of buying	5.00																			
3 years of buying	5.00																			
4 years of buying	4.00																			
5 years of buying	4.00																			
6 years of buying	3.00																			
7 years of buying	2.00																			
After 7 years	0.00																			
Low Load Sales Charge *	If you sell within: <table border="1"> <thead> <tr> <th></th> <th>%</th> </tr> </thead> <tbody> <tr> <td>1 year of buying</td> <td>2.50</td> </tr> <tr> <td>2 years of buying</td> <td>2.00</td> </tr> <tr> <td>3 years of buying</td> <td>1.50</td> </tr> <tr> <td>After 3 years</td> <td>0.00</td> </tr> </tbody> </table>		%	1 year of buying	2.50	2 years of buying	2.00	3 years of buying	1.50	After 3 years	0.00									
	%																			
1 year of buying	2.50																			
2 years of buying	2.00																			
3 years of buying	1.50																			
After 3 years	0.00																			

* **Deferred** and **Low Load** sales charge options no longer allow new deposits, subsequent deposits, new or existing PACs or switches in from other sales charge options. Switches within the same sales charge option are permitted. Existing investments in these sales charge options will remain invested and the existing sales charge schedule will apply to any withdrawals.

2. Ongoing Fund Expenses

The management expense ratio (MER) includes the management fee and operating expenses of the fund and, if applicable, any underlying fund(s). The MER includes the insurance cost for the guarantee. You don't pay these expenses directly. Additional fees will apply to the IncomePlus v2.1 guarantee option and are paid out of the contract each year. The fund fee rate for this fund is a Level 3. MERs and guarantee fees affect you because they reduce the return you get on your investment. For details about how the guarantees work, see your Information Folder and Contract.

Guarantee option	MER (Annual rate as a % of the fund value)	Management fee (%)	Fund fee rate (%)
IncomePlus v2.1	2.80	2.02	0.85

Trailing commission

Manulife pays a trailing commission of up to 1.00% of the value of your investments each year for as long as you own the fund. It is for the services and advice your advisor provides to you. The trailing commission is paid out of the management fee. You don't pay these expenses directly. The rate depends on the sales charge option you choose.

3. Other Fees

Trading Fees apply to all guarantee options and sales charge options and are paid to Manulife.

Fee	What you pay
Frequent Trading Fee	2% of the value of units you trade for switches exceeding 5 per year.
Early Withdrawal Fee	2% of the value of units you sell or transfer within 90 days of buying them.
Small Policy Fee	\$100 annual fee is applied to IncomePlus v2.1 with a GWB Benefit Base that is below the initial deposit minimum.

What if I change my mind?

You can change your mind about your investment in a fund within two business days of the earlier of the date you received confirmation or five business days after it is mailed. You can also change your mind about subsequent transactions you make under the contract within two business days of the earlier of the date you received confirmation or five business days after it is mailed. In this case, the right to cancel only applies to the new transaction.

You have to tell us in writing that you want to cancel. The amount returned will be the lesser of the amount you invested, or the value of the fund if it has gone down. The amount returned only applies to the specific transaction and will include a refund of any sales charges or other fees you paid.

Objective and Strategy

Unless otherwise noted, the investment objective of the underlying fund is the same or substantially similar as the segregated fund objective. Refer to the underlying fund Prospectus and/or the Investment Policy Statement (IPS) for the complete objective and strategy of the underlying fund.

Objective: The Fund aims to achieve high total investment return. The Fund uses a balanced approach. It invests primarily in a mix of Canadian equity securities, investment grade bonds, high yield securities and money market instruments.

Strategy: This Fund will invest in units of the underlying mutual fund or a substantially similar fund.

Information specific to Elite and F-Class sales charge options

Elite (available only to GIF Select InvestmentPlus 75/75 contracts opened on or before October 3, 2014)

This section shows the information specific to the Elite sales charge option of this fund. When investing a minimum of \$1 million dollars you may qualify for Elite pricing which offers a lower management expense ratio than other sales charge options in the same product.

What you pay

- For the Elite front-end sales charge option, you pay up to 3.0% of the amount you invest.
- For the Elite back-end and Elite low-load sales charge options, refer to the sales charge table on page 2 for details.
- These are separate fees in addition to the MER.

Guarantee option	Minimum investment (\$)	MER (%)	Management fee (%)	Net asset value per unit (\$)	Units outstanding
IncomePlus v2.1	1,000,000	2.15	1.40	19.3473	3,975

F-Class

This section shows the information specific to the F-Class sales charge option of this fund. Funds in the F-Class sales charge option are available for investors who have fee-based or wrap accounts with their dealer.

What you pay

- Sales charges are generally negotiated between you and your dealer
- Collection of these fees will occur within the dealer account and not from the contract
- These are separate fees in addition to the MER

Guarantee option	Minimum investment (\$)	MER (%)	Management fee (%)	Net asset value per unit (\$)	Units outstanding
IncomePlus v2.1	25,000	1.77	1.26	20.1350	10

For more information

This summary may not contain all the information you need. Please read the Information Folder and Contract or you may contact us at:

Manulife

500 King Street North, Waterloo ON N2J4C6
www.manulifeim.ca
Canada, Outside of Quebec 1-888-790-4387
Quebec & French Business 1-800-355-6776

The Manufacturers Life Insurance Company (Manulife) is the issuer of insurance contracts containing Manulife segregated funds and the guarantor of any guarantee provisions therein. Manulife, Manulife & Stylized M Design, and Stylized M Design are trademarks of The Manufacturers Life Insurance Company and are used by it, and by its affiliates under license.

Fund Facts — GIF Select

Manulife Fidelity Canadian Bond GIF Select

Quick Facts

Date Fund Available: April 2012 **Underlying Fund Manager:** Fidelity Investments Canada ULC **Total Fund Value:** \$60,858,034
Date Fund Created: January 1997 **Total Units Outstanding:** 4,757,878 **Portfolio Turnover Rate:** 6.11%

Guarantee option	Minimum investment (\$)	MER (%)	Management fee (%)	Net asset value per unit (\$)	Units outstanding
IncomePlus v2.1	25,000	2.32	1.79	10.5424	167,616

The IncomePlus Series (version 2.1) is no longer available for new sales. This information applies to contracts sold April 30, 2012 to January 11, 2013. For information on Elite and F-Class sales charge options, refer to page 3.

What does the fund invest in?

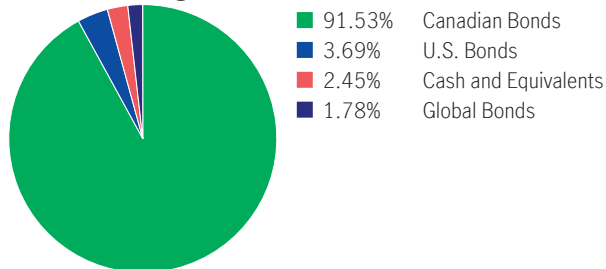
This segregated fund has a “fund-of-fund” structure and invests into the Fidelity Canadian Bond Fund. The underlying mutual fund trust holds primarily Canadian fixed income investments.

Top 10 investments (of the underlying fund)

Gov. of Canada, 2.75%, 6/1/2033	2.24%
Gov. of Canada, 3.25%, 9/1/2028	2.15%
CANADA HSG TR1 4.25% 3/34 144A	2.12%
Gov. of Canada, 1.5%, 12/1/2031	1.81%
Province of Ontario, 3.75%, 6/2/2032	1.54%
Canada Housing Trust No.1, 3.55%, 9/15/2032	1.43%
Gov. of Canada, 0.50%, 12/1/2030	1.39%
Province of Ontario, 2.6%, 6/2/2025	1.37%
Province of Ontario, 2.7%, 6/2/2029	1.36%
Gov. of Canada, 1.75%, 12/1/2053	1.36%
Total	16.75%

Total investments: 559

Investment Segmentation



Are there any guarantees?

This fund is being offered under an insurance contract. It comes with guarantees that may protect your investment if the markets go down. The MER includes a separate insurance fee that is charged for the guarantees. For details, please refer to the Information Folder and Contract.

Who is this fund for?

This fund may be right for a person seeking interest income with an emphasis on capital preservation.

How has the fund performed?

This section tells you how the fund has performed over the past 10 years for a contractholder who has chosen IncomePlus v2.1 Series. Returns are after the MER has been deducted.

It's important to note that this doesn't tell you how the fund will perform in the future.

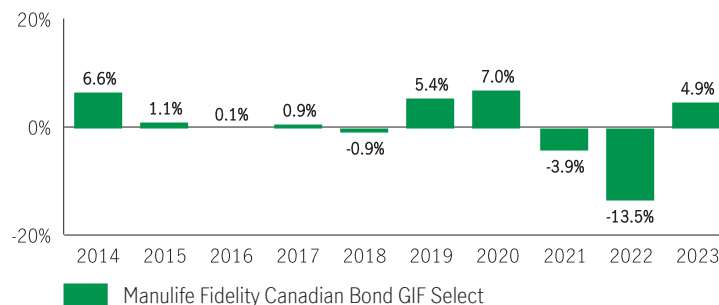
Also, your actual return will depend on the guarantee option and sales charge option you choose and on your personal tax situation.

Average return

A person who invested \$1,000 in the fund and chose IncomePlus v2.1 Series 10 years ago has \$1,059.80 on December 31, 2023. This works out to an average of 0.58% per year.

Year-by-year returns Any values close to zero may not be visible.

This chart shows how the fund has performed in each of the past 10 years for a contractholder who chose the IncomePlus v2.1 Series. In the last 10 years the fund was up in value 7 years and down in value 3 years.



For illustration purposes only. Actual segregated fund performance could be expected to vary and will depend on the guarantee option you choose.

How risky is it?

The value of your investments can go down. Please see the Information Folder for further details.



How much does it cost?

The following tables show the fees and expenses you could pay to invest in or sell units of the fund, and will depend on the guarantee option and sales charge option you choose. The ongoing fees and expenses are different for each guarantee option.

1. Sales Charges

Sales charge option	What you pay	How it works																		
Front End Sales Charge	Up to 5.0% of the amount you invest	<ul style="list-style-type: none"> You and your advisor decide on the rate The initial sales charge is deducted from the amount you invest. It is paid as a commission 																		
Deferred Sales Charge (DSC) *	If you sell within: <table border="1"> <thead> <tr> <th></th> <th>%</th> </tr> </thead> <tbody> <tr> <td>1 year of buying</td> <td>5.50</td> </tr> <tr> <td>2 years of buying</td> <td>5.00</td> </tr> <tr> <td>3 years of buying</td> <td>5.00</td> </tr> <tr> <td>4 years of buying</td> <td>4.00</td> </tr> <tr> <td>5 years of buying</td> <td>4.00</td> </tr> <tr> <td>6 years of buying</td> <td>3.00</td> </tr> <tr> <td>7 years of buying</td> <td>2.00</td> </tr> <tr> <td>After 7 years</td> <td>0.00</td> </tr> </tbody> </table>		%	1 year of buying	5.50	2 years of buying	5.00	3 years of buying	5.00	4 years of buying	4.00	5 years of buying	4.00	6 years of buying	3.00	7 years of buying	2.00	After 7 years	0.00	<ul style="list-style-type: none"> The sales charge is deducted from the amount you sell You can sell up to 10% (20% for RRIF tax types) of your units each year without paying a sales charge You can switch to units of other funds within the same guarantee option and sales charge option without paying any sales charge. The sales charge schedule will be based on the date you invest in your first fund Any sales charge you pay goes to Manulife
	%																			
1 year of buying	5.50																			
2 years of buying	5.00																			
3 years of buying	5.00																			
4 years of buying	4.00																			
5 years of buying	4.00																			
6 years of buying	3.00																			
7 years of buying	2.00																			
After 7 years	0.00																			
Low Load Sales Charge *	If you sell within: <table border="1"> <thead> <tr> <th></th> <th>%</th> </tr> </thead> <tbody> <tr> <td>1 year of buying</td> <td>2.50</td> </tr> <tr> <td>2 years of buying</td> <td>2.00</td> </tr> <tr> <td>3 years of buying</td> <td>1.50</td> </tr> <tr> <td>After 3 years</td> <td>0.00</td> </tr> </tbody> </table>		%	1 year of buying	2.50	2 years of buying	2.00	3 years of buying	1.50	After 3 years	0.00									
	%																			
1 year of buying	2.50																			
2 years of buying	2.00																			
3 years of buying	1.50																			
After 3 years	0.00																			

* **Deferred** and **Low Load** sales charge options no longer allow new deposits, subsequent deposits, new or existing PACs or switches in from other sales charge options. Switches within the same sales charge option are permitted. Existing investments in these sales charge options will remain invested and the existing sales charge schedule will apply to any withdrawals.

2. Ongoing Fund Expenses

The management expense ratio (MER) includes the management fee and operating expenses of the fund and, if applicable, any underlying fund(s). The MER includes the insurance cost for the guarantee. You don't pay these expenses directly. Additional fees will apply to the IncomePlus v2.1 guarantee option and are paid out of the contract each year. The fund fee rate for this fund is a Level 1. MERs and guarantee fees affect you because they reduce the return you get on your investment. For details about how the guarantees work, see your Information Folder and Contract.

Guarantee option	MER (Annual rate as a % of the fund value)	Management fee (%)	Fund fee rate (%)
IncomePlus v2.1	2.32	1.79	0.55

Trailing commission

Manulife pays a trailing commission of up to 0.50% of the value of your investments each year for as long as you own the fund. It is for the services and advice your advisor provides to you. The trailing commission is paid out of the management fee. You don't pay these expenses directly. The rate depends on the sales charge option you choose.

3. Other Fees

Trading Fees apply to all guarantee options and sales charge options and are paid to Manulife.

Fee	What you pay
Frequent Trading Fee	2% of the value of units you trade for switches exceeding 5 per year.
Early Withdrawal Fee	2% of the value of units you sell or transfer within 90 days of buying them.
Small Policy Fee	\$100 annual fee is applied to IncomePlus v2.1 with a GWB Benefit Base that is below the initial deposit minimum.

What if I change my mind?

You can change your mind about your investment in a fund within two business days of the earlier of the date you received confirmation or five business days after it is mailed. You can also change your mind about subsequent transactions you make under the contract within two business days of the earlier of the date you received confirmation or five business days after it is mailed. In this case, the right to cancel only applies to the new transaction.

You have to tell us in writing that you want to cancel. The amount returned will be the lesser of the amount you invested, or the value of the fund if it has gone down. The amount returned only applies to the specific transaction and will include a refund of any sales charges or other fees you paid.

Objective and Strategy

Unless otherwise noted, the investment objective of the underlying fund is the same or substantially similar as the segregated fund objective. Refer to the underlying fund Prospectus and/or the Investment Policy Statement (IPS) for the complete objective and strategy of the underlying fund.

Objective: The Fund aims to provide a steady flow of income. It invests primarily in Canadian fixed income securities.

Strategy: This Fund will invest in units of the underlying mutual fund or a substantially similar fund.

Information specific to Elite and F-Class sales charge options

Elite (available only to GIF Select InvestmentPlus 75/75 contracts opened on or before October 3, 2014)

This section shows the information specific to the Elite sales charge option of this fund. When investing a minimum of \$1 million dollars you may qualify for Elite pricing which offers a lower management expense ratio than other sales charge options in the same product.

What you pay

- For the Elite front-end sales charge option, you pay up to 3.0% of the amount you invest.
- For the Elite back-end and Elite low-load sales charge options, refer to the sales charge table on page 2 for details.
- These are separate fees in addition to the MER.

Guarantee option	Minimum investment (\$)	MER (%)	Management fee (%)	Net asset value per unit (\$)	Units outstanding
IncomePlus v2.1	1,000,000	1.81	1.38	11.9190	12,386

F-Class

This section shows the information specific to the F-Class sales charge option of this fund. Funds in the F-Class sales charge option are available for investors who have fee-based or wrap accounts with their dealer.

What you pay

- Sales charges are generally negotiated between you and your dealer
- Collection of these fees will occur within the dealer account and not from the contract
- These are separate fees in addition to the MER

Guarantee option	Minimum investment (\$)	MER (%)	Management fee (%)	Net asset value per unit (\$)	Units outstanding
IncomePlus v2.1	25,000	1.81	1.38	12.0916	10

For more information

This summary may not contain all the information you need. Please read the Information Folder and Contract or you may contact us at:

Manulife

500 King Street North, Waterloo ON N2J4C6

www.manulifeim.ca

Canada, Outside of Quebec 1-888-790-4387

Quebec & French Business 1-800-355-6776

Fund Facts — GIF Select

Manulife Fidelity Disciplined Equity Bundle GIF Select
Quick Facts

Date Fund Available: April 2012

Fund Manager: Manulife

Total Fund Value: \$227,594,375

Date Fund Created: July 2008

Total Units Outstanding: 10,920,435

Portfolio Turnover Rate: 13.59%

Guarantee option	Minimum investment (\$)	MER (%)	Management fee (%)	Net asset value per unit (\$)	Units outstanding
IncomePlus v2.1	25,000	2.94	1.89	20.3230	273,441

The IncomePlus Series (version 2.1) is no longer available for new sales. This information applies to contracts sold April 30, 2012 to January 11, 2013. For information on Elite and F-Class sales charge options, refer to page 3.

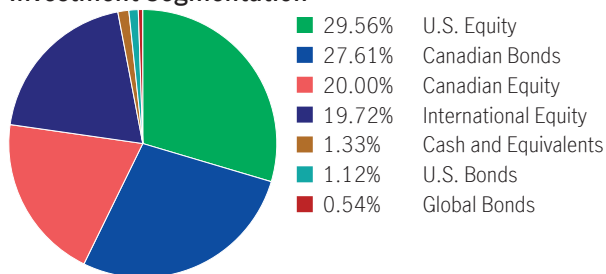
What does the fund invest in?

This segregated fund has a “fund-of-fund” structure that invests into a basket of funds which includes, but is not limited to, mutual funds. The underlying funds hold primarily foreign equities and Canadian fixed income investments.

Top 10 investments

Fidelity Global Disciplined Equity® Fund	49.67%
Fidelity Canadian Bond Fund	30.21%
Fidelity Canadian Disciplined Equity Fund	20.35%
Total	100.24%

Total investments: 3

Investment Segmentation

Are there any guarantees?

This fund is being offered under an insurance contract. It comes with guarantees that may protect your investment if the markets go down. The MER includes a separate insurance fee that is charged for the guarantees. For details, please refer to the Information Folder and Contract.

Who is this fund for?

This fund may be right for a person seeking a balance of growth and interest income and who is comfortable with the ups and downs of the equity and bond markets.

How has the fund performed?

This section tells you how the fund has performed over the past 10 years for a contractholder who has chosen IncomePlus v2.1 Series. Returns are after the MER has been deducted.

It's important to note that this doesn't tell you how the fund will perform in the future.

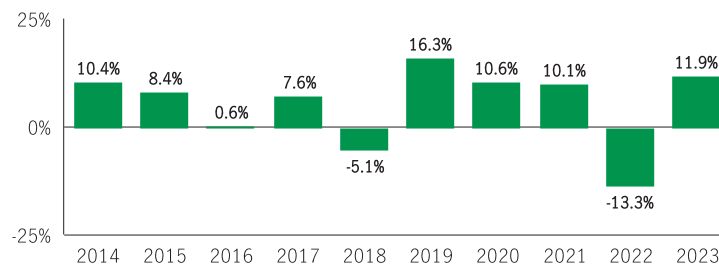
Also, your actual return will depend on the guarantee option and sales charge option you choose and on your personal tax situation.

Average return

A person who invested \$1,000 in the fund and chose IncomePlus v2.1 Series 10 years ago has \$1,688.65 on December 31, 2023. This works out to an average of 5.38% per year.

Year-by-year returns Any values close to zero may not be visible.

This chart shows how the fund has performed in each of the past 10 years for a contractholder who chose the IncomePlus v2.1 Series. In the last 10 years the fund was up in value 8 years and down in value 2 years.



For illustration purposes only. Actual segregated fund performance could be expected to vary and will depend on the guarantee option you choose.

How risky is it?

The value of your investments can go down. Please see the Information Folder for further details.



How much does it cost?

The following tables show the fees and expenses you could pay to invest in or sell units of the fund, and will depend on the guarantee option and sales charge option you choose. The ongoing fees and expenses are different for each guarantee option.

1. Sales Charges

Sales charge option	What you pay	How it works
Front End Sales Charge	Up to 5.0% of the amount you invest	<ul style="list-style-type: none"> You and your advisor decide on the rate The initial sales charge is deducted from the amount you invest. It is paid as a commission
Deferred Sales Charge (DSC) *	If you sell within: 1 year of buying 5.50 2 years of buying 5.00 3 years of buying 5.00 4 years of buying 4.00 5 years of buying 4.00 6 years of buying 3.00 7 years of buying 2.00 After 7 years 0.00	<ul style="list-style-type: none"> The sales charge is deducted from the amount you sell You can sell up to 10% (20% for RRIF tax types) of your units each year without paying a sales charge You can switch to units of other funds within the same guarantee option and sales charge option without paying any sales charge. The sales charge schedule will be based on the date you invest in your first fund Any sales charge you pay goes to Manulife
Low Load Sales Charge *	If you sell within: 1 year of buying 2.50 2 years of buying 2.00 3 years of buying 1.50 After 3 years 0.00	

* **Deferred** and **Low Load** sales charge options no longer allow new deposits, subsequent deposits, new or existing PACs or switches in from other sales charge options. Switches within the same sales charge option are permitted. Existing investments in these sales charge options will remain invested and the existing sales charge schedule will apply to any withdrawals.

2. Ongoing Fund Expenses

The management expense ratio (MER) includes the management fee and operating expenses of the fund and, if applicable, any underlying fund(s). The MER includes the insurance cost for the guarantee. You don't pay these expenses directly. Additional fees will apply to the IncomePlus v2.1 guarantee option and are paid out of the contract each year. The fund fee rate for this fund is a Level 4. MERs and guarantee fees affect you because they reduce the return you get on your investment. For details about how the guarantees work, see your Information Folder and Contract.

Guarantee option	MER (Annual rate as a % of the fund value)	Management fee (%)	Fund fee rate (%)
IncomePlus v2.1	2.94	1.89	1.15

Trailing commission

Manulife pays a trailing commission of up to 1.00% of the value of your investments each year for as long as you own the fund. It is for the services and advice your advisor provides to you. The trailing commission is paid out of the management fee. You don't pay these expenses directly. The rate depends on the sales charge option you choose.

3. Other Fees

Trading Fees apply to all guarantee options and sales charge options and are paid to Manulife.

Fee	What you pay
Frequent Trading Fee	2% of the value of units you trade for switches exceeding 5 per year.
Early Withdrawal Fee	2% of the value of units you sell or transfer within 90 days of buying them.
Small Policy Fee	\$100 annual fee is applied to IncomePlus v2.1 with a GWB Benefit Base that is below the initial deposit minimum.

What if I change my mind?

You can change your mind about your investment in a fund within two business days of the earlier of the date you received confirmation or five business days after it is mailed. You can also change your mind about subsequent transactions you make under the contract within two business days of the earlier of the date you received confirmation or five business days after it is mailed. In this case, the right to cancel only applies to the new transaction.

You have to tell us in writing that you want to cancel. The amount returned will be the lesser of the amount you invested, or the value of the fund if it has gone down. The amount returned only applies to the specific transaction and will include a refund of any sales charges or other fees you paid.

Objective and Strategy

Objective: The bundle is an investment solution that incorporates components from three Fidelity Mutual Funds including a global equity fund, a Canadian equity fund, and a fixed income fund. Typically, this fund will maintain an asset mix of approximately 20% fixed income investments and 80% equities.

Strategy: This fund will invest in units of multiple underlying funds. The strategy for this fund is available through the Investment Policy Statement (IPS).

Information specific to Elite and F-Class sales charge options

Elite (available only to GIF Select InvestmentPlus 75/75 contracts opened on or before October 3, 2014)

This section shows the information specific to the Elite sales charge option of this fund. When investing a minimum of \$1 million dollars you may qualify for Elite pricing which offers a lower management expense ratio than other sales charge options in the same product.

What you pay

- For the Elite front-end sales charge option, you pay up to 3.0% of the amount you invest.
- For the Elite back-end and Elite low-load sales charge options, refer to the sales charge table on page 2 for details.
- These are separate fees in addition to the MER.

Guarantee option	Minimum investment (\$)	MER (%)	Management fee (%)	Net asset value per unit (\$)	Units outstanding
IncomePlus v2.1	1,000,000	2.26	1.27	22.1067	27,969

F-Class

This section shows the information specific to the F-Class sales charge option of this fund. Funds in the F-Class sales charge option are available for investors who have fee-based or wrap accounts with their dealer.

What you pay

- Sales charges are generally negotiated between you and your dealer
- Collection of these fees will occur within the dealer account and not from the contract
- These are separate fees in addition to the MER

Guarantee option	Minimum investment (\$)	MER (%)	Management fee (%)	Net asset value per unit (\$)	Units outstanding
IncomePlus v2.1	25,000	1.88	1.12	23.3233	10

For more information

This summary may not contain all the information you need. Please read the Information Folder and Contract or you may contact us at:

Manulife

500 King Street North, Waterloo ON N2J4C6
www.manulifeim.ca
Canada, Outside of Quebec 1-888-790-4387
Quebec & French Business 1-800-355-6776

Fund Facts — GIF Select

Manulife Fidelity Monthly Income GIF Select

Quick Facts

Date Fund Available: April 2012 **Underlying Fund Manager:** Fidelity Investments Canada ULC **Total Fund Value:** \$635,973,854
Date Fund Created: October 2006 **Total Units Outstanding:** 31,066,348 **Portfolio Turnover Rate:** 7.31%

Guarantee option	Minimum investment (\$)	MER (%)	Management fee (%)	Net asset value per unit (\$)	Units outstanding
IncomePlus v2.1	25,000	2.78	2.19	16.3214	1,273,019

The IncomePlus Series (version 2.1) is no longer available for new sales. This information applies to contracts sold April 30, 2012 to January 11, 2013. For information on Elite and F-Class sales charge options, refer to page 3.

What does the fund invest in?

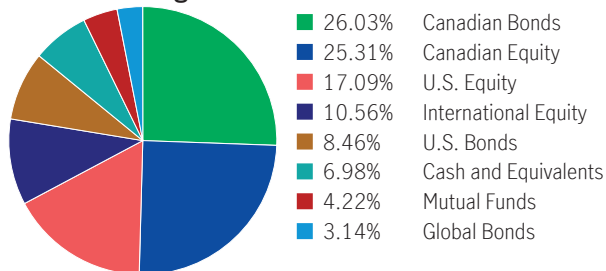
This segregated fund has a “fund-of-fund” structure and invests into the Fidelity Monthly Income Fund. The underlying mutual fund trust holds primarily Canadian equities and Canadian fixed income investments.

Top 10 investments (of the underlying fund)

Fidelity American High Yield Fund	4.22%
High Yield Investments Directly Held	2.32%
Bx Commercial Mortgage Trust 2022-Lp2, 2/15/2027	2.22%
iShares Comex Gold Trust ETF	2.08%
United States Treasury Note, 3.63%, 3/31/2030	1.99%
Alimentation Couche-Tard Inc. Multiple Vtg Sh	1.39%
Rogers Communications Inc. Cl B Non Vtg	1.22%
United States Treasury Note, 3.63%, 2/15/2053	1.18%
Toronto-Dominion Bank Com New	1.09%
Canadian National Railwaypany	1.07%
Total	18.78%

Total investments: 1501

Investment Segmentation



Are there any guarantees?

This fund is being offered under an insurance contract. It comes with guarantees that may protect your investment if the markets go down. The MER includes a separate insurance fee that is charged for the guarantees. For details, please refer to the Information Folder and Contract.

Who is this fund for?

This fund may be right for a person seeking a balance of growth and interest income and who is comfortable with the ups and downs of the equity and bond markets.

How has the fund performed?

This section tells you how the fund has performed over the past 10 years for a contractholder who has chosen IncomePlus v2.1 Series. Returns are after the MER has been deducted.

It's important to note that this doesn't tell you how the fund will perform in the future.

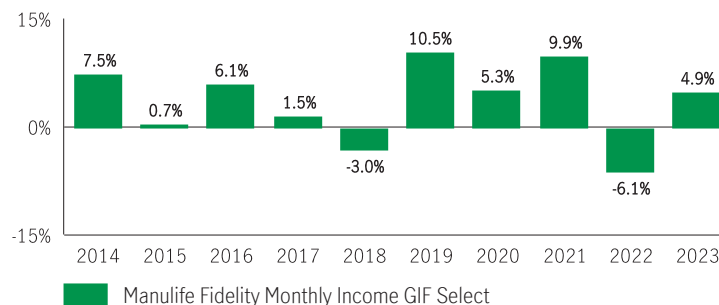
Also, your actual return will depend on the guarantee option and sales charge option you choose and on your personal tax situation.

Average return

A person who invested \$1,000 in the fund and chose IncomePlus v2.1 Series 10 years ago has \$1,424.16 on December 31, 2023. This works out to an average of 3.60% per year.

Year-by-year returns Any values close to zero may not be visible.

This chart shows how the fund has performed in each of the past 10 years for a contractholder who chose the IncomePlus v2.1 Series. In the last 10 years the fund was up in value 8 years and down in value 2 years.



For illustration purposes only. Actual segregated fund performance could be expected to vary and will depend on the guarantee option you choose.

How risky is it?

The value of your investments can go down. Please see the Information Folder for further details.



How much does it cost?

The following tables show the fees and expenses you could pay to invest in or sell units of the fund, and will depend on the guarantee option and sales charge option you choose. The ongoing fees and expenses are different for each guarantee option.

1. Sales Charges

Sales charge option	What you pay	How it works																		
Front End Sales Charge	Up to 5.0% of the amount you invest	<ul style="list-style-type: none"> You and your advisor decide on the rate The initial sales charge is deducted from the amount you invest. It is paid as a commission 																		
Deferred Sales Charge (DSC) *	If you sell within: <table border="1"> <thead> <tr> <th></th> <th>%</th> </tr> </thead> <tbody> <tr> <td>1 year of buying</td> <td>5.50</td> </tr> <tr> <td>2 years of buying</td> <td>5.00</td> </tr> <tr> <td>3 years of buying</td> <td>5.00</td> </tr> <tr> <td>4 years of buying</td> <td>4.00</td> </tr> <tr> <td>5 years of buying</td> <td>4.00</td> </tr> <tr> <td>6 years of buying</td> <td>3.00</td> </tr> <tr> <td>7 years of buying</td> <td>2.00</td> </tr> <tr> <td>After 7 years</td> <td>0.00</td> </tr> </tbody> </table>		%	1 year of buying	5.50	2 years of buying	5.00	3 years of buying	5.00	4 years of buying	4.00	5 years of buying	4.00	6 years of buying	3.00	7 years of buying	2.00	After 7 years	0.00	<ul style="list-style-type: none"> The sales charge is deducted from the amount you sell You can sell up to 10% (20% for RRIF tax types) of your units each year without paying a sales charge You can switch to units of other funds within the same guarantee option and sales charge option without paying any sales charge. The sales charge schedule will be based on the date you invest in your first fund Any sales charge you pay goes to Manulife
	%																			
1 year of buying	5.50																			
2 years of buying	5.00																			
3 years of buying	5.00																			
4 years of buying	4.00																			
5 years of buying	4.00																			
6 years of buying	3.00																			
7 years of buying	2.00																			
After 7 years	0.00																			
Low Load Sales Charge *	If you sell within: <table border="1"> <thead> <tr> <th></th> <th>%</th> </tr> </thead> <tbody> <tr> <td>1 year of buying</td> <td>2.50</td> </tr> <tr> <td>2 years of buying</td> <td>2.00</td> </tr> <tr> <td>3 years of buying</td> <td>1.50</td> </tr> <tr> <td>After 3 years</td> <td>0.00</td> </tr> </tbody> </table>		%	1 year of buying	2.50	2 years of buying	2.00	3 years of buying	1.50	After 3 years	0.00									
	%																			
1 year of buying	2.50																			
2 years of buying	2.00																			
3 years of buying	1.50																			
After 3 years	0.00																			

* **Deferred** and **Low Load** sales charge options no longer allow new deposits, subsequent deposits, new or existing PACs or switches in from other sales charge options. Switches within the same sales charge option are permitted. Existing investments in these sales charge options will remain invested and the existing sales charge schedule will apply to any withdrawals.

2. Ongoing Fund Expenses

The management expense ratio (MER) includes the management fee and operating expenses of the fund and, if applicable, any underlying fund(s). The MER includes the insurance cost for the guarantee. You don't pay these expenses directly. Additional fees will apply to the IncomePlus v2.1 guarantee option and are paid out of the contract each year. The fund fee rate for this fund is a Level 4. MERs and guarantee fees affect you because they reduce the return you get on your investment. For details about how the guarantees work, see your Information Folder and Contract.

Guarantee option	MER (Annual rate as a % of the fund value)	Management fee (%)	Fund fee rate (%)
IncomePlus v2.1	2.78	2.19	1.15

Trailing commission

Manulife pays a trailing commission of up to 1.00% of the value of your investments each year for as long as you own the fund. It is for the services and advice your advisor provides to you. The trailing commission is paid out of the management fee. You don't pay these expenses directly. The rate depends on the sales charge option you choose.

3. Other Fees

Trading Fees apply to all guarantee options and sales charge options and are paid to Manulife.

Fee	What you pay
Frequent Trading Fee	2% of the value of units you trade for switches exceeding 5 per year.
Early Withdrawal Fee	2% of the value of units you sell or transfer within 90 days of buying them.
Small Policy Fee	\$100 annual fee is applied to IncomePlus v2.1 with a GWB Benefit Base that is below the initial deposit minimum.

What if I change my mind?

You can change your mind about your investment in a fund within two business days of the earlier of the date you received confirmation or five business days after it is mailed. You can also change your mind about subsequent transactions you make under the contract within two business days of the earlier of the date you received confirmation or five business days after it is mailed. In this case, the right to cancel only applies to the new transaction.

You have to tell us in writing that you want to cancel. The amount returned will be the lesser of the amount you invested, or the value of the fund if it has gone down. The amount returned only applies to the specific transaction and will include a refund of any sales charges or other fees you paid.

Objective and Strategy

Unless otherwise noted, the investment objective of the underlying fund is the same or substantially similar as the segregated fund objective. Refer to the underlying fund Prospectus and/or the Investment Policy Statement (IPS) for the complete objective and strategy of the underlying fund.

Objective: The Fund aims to achieve a combination of a steady flow of income and the potential for capital gains. It invests primarily in a mix of Canadian equity securities, Canadian fixed income securities, U.S. commercial mortgage-backed securities, and U.S. higher yielding, lower quality fixed income securities, preferred stocks and convertible securities. The Fund can invest in these securities either directly or indirectly through investments in underlying funds.

Strategy: This Fund will invest in units of the underlying mutual fund or a substantially similar fund.

Information specific to Elite and F-Class sales charge options

Elite (available only to GIF Select InvestmentPlus 75/75 contracts opened on or before October 3, 2014)

This section shows the information specific to the Elite sales charge option of this fund. When investing a minimum of \$1 million dollars you may qualify for Elite pricing which offers a lower management expense ratio than other sales charge options in the same product.

What you pay

- For the Elite front-end sales charge option, you pay up to 3.0% of the amount you invest.
- For the Elite back-end and Elite low-load sales charge options, refer to the sales charge table on page 2 for details.
- These are separate fees in addition to the MER.

Guarantee option	Minimum investment (\$)	MER (%)	Management fee (%)	Net asset value per unit (\$)	Units outstanding
IncomePlus v2.1	1,000,000	2.11	1.69	17.6283	106,942

F-Class

This section shows the information specific to the F-Class sales charge option of this fund. Funds in the F-Class sales charge option are available for investors who have fee-based or wrap accounts with their dealer.

What you pay

- Sales charges are generally negotiated between you and your dealer
- Collection of these fees will occur within the dealer account and not from the contract
- These are separate fees in addition to the MER

Guarantee option	Minimum investment (\$)	MER (%)	Management fee (%)	Net asset value per unit (\$)	Units outstanding
IncomePlus v2.1	25,000	1.75	1.43	18.5484	10

For more information

This summary may not contain all the information you need. Please read the Information Folder and Contract or you may contact us at:

Manulife

500 King Street North, Waterloo ON N2J4C6

www.manulifeim.ca

Canada, Outside of Quebec 1-888-790-4387

Quebec & French Business 1-800-355-6776

The Manufacturers Life Insurance Company (Manulife) is the issuer of insurance contracts containing Manulife segregated funds and the guarantor of any guarantee provisions therein. Manulife, Manulife & Stylized M Design, and Stylized M Design are trademarks of The Manufacturers Life Insurance Company and are used by it, and by its affiliates under license.

Fund Facts — GIF Select

Manulife Focused Bundle GIF Select
Quick Facts

Date Fund Available: April 2012

Fund Manager: Manulife

Total Fund Value: \$22,004,836

Date Fund Created: October 2009

Total Units Outstanding: 1,301,501

Portfolio Turnover Rate: 19.95%

Guarantee option	Minimum investment (\$)	MER (%)	Management fee (%)	Net asset value per unit (\$)	Units outstanding
IncomePlus v2.1	25,000	2.91	1.89	16.2135	42,154

The IncomePlus Series (version 2.1) is no longer available for new sales. This information applies to contracts sold April 30, 2012 to January 11, 2013. For information on Elite and F-Class sales charge options, refer to page 3.

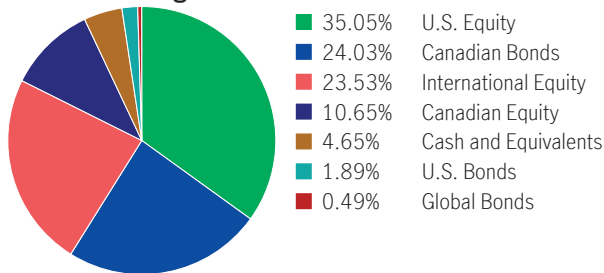
What does the fund invest in?

This segregated fund has a “fund-of-fund” structure that invests into a basket of funds which includes, but is not limited to, mutual funds. The underlying funds hold primarily Canadian equities and Canadian fixed income investments.

Top 10 investments

Manulife Global Franchise Fund	49.66%
Manulife Bond Fund	30.49%
Manulife Dividend Income Plus Fund	20.08%
Total	100.23%

Total investments: 3

Investment Segmentation

Are there any guarantees?

This fund is being offered under an insurance contract. It comes with guarantees that may protect your investment if the markets go down. The MER includes a separate insurance fee that is charged for the guarantees. For details, please refer to the Information Folder and Contract.

Who is this fund for?

This fund may be right for a person seeking a balance of growth and interest income and who is comfortable with the ups and downs of the equity and bond markets.

How has the fund performed?

This section tells you how the fund has performed over the past 10 years for a contractholder who has chosen IncomePlus v2.1 Series. Returns are after the MER has been deducted.

It's important to note that this doesn't tell you how the fund will perform in the future.

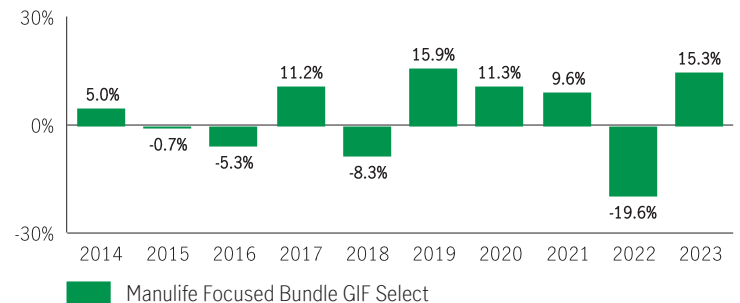
Also, your actual return will depend on the guarantee option and sales charge option you choose and on your personal tax situation.

Average return

A person who invested \$1,000 in the fund and chose IncomePlus v2.1 Series 10 years ago has \$1,317.33 on December 31, 2023. This works out to an average of 2.79% per year.

Year-by-year returns Any values close to zero may not be visible.

This chart shows how the fund has performed in each of the past 10 years for a contractholder who chose the IncomePlus v2.1 Series. In the last 10 years the fund was up in value 6 years and down in value 4 years.



For illustration purposes only. Actual segregated fund performance could be expected to vary and will depend on the guarantee option you choose.

How risky is it?

The value of your investments can go down. Please see the Information Folder for further details.



How much does it cost?

The following tables show the fees and expenses you could pay to invest in or sell units of the fund, and will depend on the guarantee option and sales charge option you choose. The ongoing fees and expenses are different for each guarantee option.

1. Sales Charges

Sales charge option	What you pay	How it works																		
Front End Sales Charge	Up to 5.0% of the amount you invest	<ul style="list-style-type: none"> You and your advisor decide on the rate The initial sales charge is deducted from the amount you invest. It is paid as a commission 																		
Deferred Sales Charge (DSC) *	If you sell within: <table border="1"> <thead> <tr> <th></th> <th>%</th> </tr> </thead> <tbody> <tr> <td>1 year of buying</td> <td>5.50</td> </tr> <tr> <td>2 years of buying</td> <td>5.00</td> </tr> <tr> <td>3 years of buying</td> <td>5.00</td> </tr> <tr> <td>4 years of buying</td> <td>4.00</td> </tr> <tr> <td>5 years of buying</td> <td>4.00</td> </tr> <tr> <td>6 years of buying</td> <td>3.00</td> </tr> <tr> <td>7 years of buying</td> <td>2.00</td> </tr> <tr> <td>After 7 years</td> <td>0.00</td> </tr> </tbody> </table>		%	1 year of buying	5.50	2 years of buying	5.00	3 years of buying	5.00	4 years of buying	4.00	5 years of buying	4.00	6 years of buying	3.00	7 years of buying	2.00	After 7 years	0.00	<ul style="list-style-type: none"> The sales charge is deducted from the amount you sell You can sell up to 10% (20% for RRIF tax types) of your units each year without paying a sales charge You can switch to units of other funds within the same guarantee option and sales charge option without paying any sales charge. The sales charge schedule will be based on the date you invest in your first fund Any sales charge you pay goes to Manulife
	%																			
1 year of buying	5.50																			
2 years of buying	5.00																			
3 years of buying	5.00																			
4 years of buying	4.00																			
5 years of buying	4.00																			
6 years of buying	3.00																			
7 years of buying	2.00																			
After 7 years	0.00																			
Low Load Sales Charge *	If you sell within: <table border="1"> <thead> <tr> <th></th> <th>%</th> </tr> </thead> <tbody> <tr> <td>1 year of buying</td> <td>2.50</td> </tr> <tr> <td>2 years of buying</td> <td>2.00</td> </tr> <tr> <td>3 years of buying</td> <td>1.50</td> </tr> <tr> <td>After 3 years</td> <td>0.00</td> </tr> </tbody> </table>		%	1 year of buying	2.50	2 years of buying	2.00	3 years of buying	1.50	After 3 years	0.00									
	%																			
1 year of buying	2.50																			
2 years of buying	2.00																			
3 years of buying	1.50																			
After 3 years	0.00																			

* **Deferred** and **Low Load** sales charge options no longer allow new deposits, subsequent deposits, new or existing PACs or switches in from other sales charge options. Switches within the same sales charge option are permitted. Existing investments in these sales charge options will remain invested and the existing sales charge schedule will apply to any withdrawals.

2. Ongoing Fund Expenses

The management expense ratio (MER) includes the management fee and operating expenses of the fund and, if applicable, any underlying fund(s). The MER includes the insurance cost for the guarantee. You don't pay these expenses directly. Additional fees will apply to the IncomePlus v2.1 guarantee option and are paid out of the contract each year. The fund fee rate for this fund is a Level 4. MERs and guarantee fees affect you because they reduce the return you get on your investment. For details about how the guarantees work, see your Information Folder and Contract.

Guarantee option	MER (Annual rate as a % of the fund value)	Management fee (%)	Fund fee rate (%)
IncomePlus v2.1	2.91	1.89	1.15

Trailing commission

Manulife pays a trailing commission of up to 1.00% of the value of your investments each year for as long as you own the fund. It is for the services and advice your advisor provides to you. The trailing commission is paid out of the management fee. You don't pay these expenses directly. The rate depends on the sales charge option you choose.

3. Other Fees

Trading Fees apply to all guarantee options and sales charge options and are paid to Manulife.

Fee	What you pay
Frequent Trading Fee	2% of the value of units you trade for switches exceeding 5 per year.
Early Withdrawal Fee	2% of the value of units you sell or transfer within 90 days of buying them.
Small Policy Fee	\$100 annual fee is applied to IncomePlus v2.1 with a GWB Benefit Base that is below the initial deposit minimum.

What if I change my mind?

You can change your mind about your investment in a fund within two business days of the earlier of the date you received confirmation or five business days after it is mailed. You can also change your mind about subsequent transactions you make under the contract within two business days of the earlier of the date you received confirmation or five business days after it is mailed. In this case, the right to cancel only applies to the new transaction.

You have to tell us in writing that you want to cancel. The amount returned will be the lesser of the amount you invested, or the value of the fund if it has gone down. The amount returned only applies to the specific transaction and will include a refund of any sales charges or other fees you paid.

Objective and Strategy

Objective: The objective of this fund is to provide growth and interest income by investing in a bundle of underlying Manulife mutual funds.

Strategy: This fund will invest in units of multiple underlying funds. The strategy for this fund is available through the Investment Policy Statement (IPS).

Information specific to Elite and F-Class sales charge options

Elite (available only to GIF Select InvestmentPlus 75/75 contracts opened on or before October 3, 2014)

This section shows the information specific to the Elite sales charge option of this fund. When investing a minimum of \$1 million dollars you may qualify for Elite pricing which offers a lower management expense ratio than other sales charge options in the same product.

What you pay

- For the Elite front-end sales charge option, you pay up to 3.0% of the amount you invest.
- For the Elite back-end and Elite low-load sales charge options, refer to the sales charge table on page 2 for details.
- These are separate fees in addition to the MER.

Guarantee option	Minimum investment (\$)	MER (%)	Management fee (%)	Net asset value per unit (\$)	Units outstanding
IncomePlus v2.1	1,000,000	2.26	1.27	17.4677	13,582

F-Class

This section shows the information specific to the F-Class sales charge option of this fund. Funds in the F-Class sales charge option are available for investors who have fee-based or wrap accounts with their dealer.

What you pay

- Sales charges are generally negotiated between you and your dealer
- Collection of these fees will occur within the dealer account and not from the contract
- These are separate fees in addition to the MER

Guarantee option	Minimum investment (\$)	MER (%)	Management fee (%)	Net asset value per unit (\$)	Units outstanding
IncomePlus v2.1	25,000	1.88	1.12	18.8818	10

For more information

This summary may not contain all the information you need. Please read the Information Folder and Contract or you may contact us at:

Manulife

500 King Street North, Waterloo ON N2J4C6
www.manulifeim.ca
Canada, Outside of Quebec 1-888-790-4387
Quebec & French Business 1-800-355-6776

Fund Facts — GIF Select
Manulife Fundamental Income GIF Select
Quick Facts
Date Fund Available: August 2015

Underlying Fund Manager: Manulife Investment Management Limited

Total Fund Value: \$804,304,382

Date Fund Created: August 2015

Total Units Outstanding: 57,052,394

Portfolio Turnover Rate: 3.64%

Guarantee option	Minimum investment (\$)	MER (%)	Management fee (%)	Net asset value per unit (\$)	Units outstanding
IncomePlus v2.1	25,000	2.65	1.72	14.2105	649,679

The IncomePlus Series (version 2.1) is no longer available for new sales. This information applies to contracts sold April 30, 2012 to January 11, 2013. For information on Elite and F-Class sales charge options, refer to page 3.

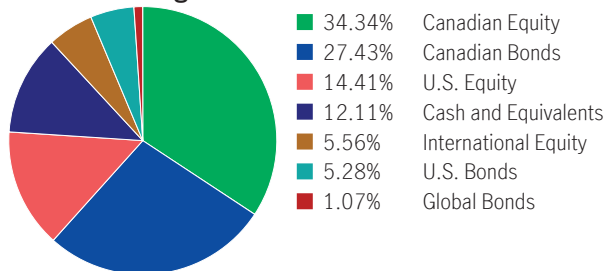
What does the fund invest in?

This segregated fund has a “fund-of-fund” structure and invests into the Manulife Fundamental Income Fund. The underlying mutual fund trust holds primarily Canadian equities and fixed income investments.

Top 10 investments (of the underlying fund)

Toronto-Dominion Bank Com New	3.34%
Constellation Software Inc.	2.35%
Canadian National Railwaypany	2.24%
Canadian Pacific Kansas City Limited	2.22%
TMX Group Limited	2.02%
Microsoft Corp.	1.84%
Bank of Montreal	1.83%
Intact Financial Corporation	1.78%
Empire Co. Ltd. Cl A	1.71%
Province of Ontario, 2.55%, 12/2/2052	1.52%
Total	20.84%

Total investments: 346

Investment Segmentation

Are there any guarantees?

This fund is being offered under an insurance contract. It comes with guarantees that may protect your investment if the markets go down. The MER includes a separate insurance fee that is charged for the guarantees. For details, please refer to the Information Folder and Contract.

Who is this fund for?

This fund may be right for a person seeking a balance of growth and interest income and who is comfortable with the ups and downs of the equity market.

How has the fund performed?

This section tells you how the fund has performed over the past 8 years for a contractholder who has chosen IncomePlus v2.1 Series. Returns are after the MER has been deducted.

It's important to note that this doesn't tell you how the fund will perform in the future.

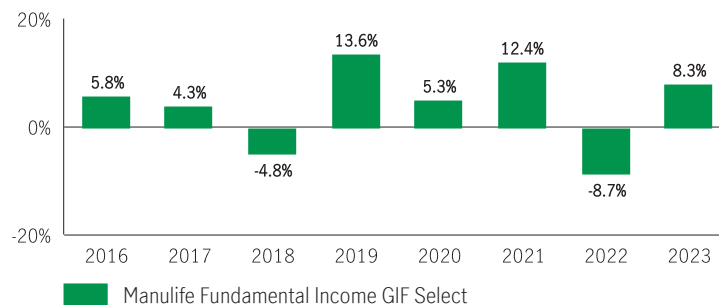
Also, your actual return will depend on the guarantee option and sales charge option you choose and on your personal tax situation.

Average return

A person who invested \$1,000 in the fund and chose IncomePlus v2.1 Series on August 24, 2015 has \$1,421.38 on December 31, 2023. This works out to an average of 4.30% per year.

Year-by-year returns Any values close to zero may not be visible.

This chart shows how the fund has performed in each of the past 8 years for a contractholder who chose the IncomePlus v2.1 Series. In the last 8 years the fund was up in value 6 years and down in value 2 years.



For illustration purposes only. Actual segregated fund performance could be expected to vary and will depend on the guarantee option you choose.

How risky is it?

The value of your investments can go down. Please see the Information Folder for further details.



How much does it cost?

The following tables show the fees and expenses you could pay to invest in or sell units of the fund, and will depend on the guarantee option and sales charge option you choose. The ongoing fees and expenses are different for each guarantee option.

1. Sales Charges

Sales charge option	What you pay	How it works																		
Front End Sales Charge	Up to 5.0% of the amount you invest	<ul style="list-style-type: none"> You and your advisor decide on the rate The initial sales charge is deducted from the amount you invest. It is paid as a commission 																		
Deferred Sales Charge (DSC) *	If you sell within: <table border="1"> <thead> <tr> <th></th> <th>%</th> </tr> </thead> <tbody> <tr> <td>1 year of buying</td> <td>5.50</td> </tr> <tr> <td>2 years of buying</td> <td>5.00</td> </tr> <tr> <td>3 years of buying</td> <td>5.00</td> </tr> <tr> <td>4 years of buying</td> <td>4.00</td> </tr> <tr> <td>5 years of buying</td> <td>4.00</td> </tr> <tr> <td>6 years of buying</td> <td>3.00</td> </tr> <tr> <td>7 years of buying</td> <td>2.00</td> </tr> <tr> <td>After 7 years</td> <td>0.00</td> </tr> </tbody> </table>		%	1 year of buying	5.50	2 years of buying	5.00	3 years of buying	5.00	4 years of buying	4.00	5 years of buying	4.00	6 years of buying	3.00	7 years of buying	2.00	After 7 years	0.00	<ul style="list-style-type: none"> The sales charge is deducted from the amount you sell You can sell up to 10% (20% for RRIF tax types) of your units each year without paying a sales charge You can switch to units of other funds within the same guarantee option and sales charge option without paying any sales charge. The sales charge schedule will be based on the date you invest in your first fund Any sales charge you pay goes to Manulife
	%																			
1 year of buying	5.50																			
2 years of buying	5.00																			
3 years of buying	5.00																			
4 years of buying	4.00																			
5 years of buying	4.00																			
6 years of buying	3.00																			
7 years of buying	2.00																			
After 7 years	0.00																			
Low Load Sales Charge *	If you sell within: <table border="1"> <thead> <tr> <th></th> <th>%</th> </tr> </thead> <tbody> <tr> <td>1 year of buying</td> <td>2.50</td> </tr> <tr> <td>2 years of buying</td> <td>2.00</td> </tr> <tr> <td>3 years of buying</td> <td>1.50</td> </tr> <tr> <td>After 3 years</td> <td>0.00</td> </tr> </tbody> </table>		%	1 year of buying	2.50	2 years of buying	2.00	3 years of buying	1.50	After 3 years	0.00									
	%																			
1 year of buying	2.50																			
2 years of buying	2.00																			
3 years of buying	1.50																			
After 3 years	0.00																			

* **Deferred** and **Low Load** sales charge options no longer allow new deposits, subsequent deposits, new or existing PACs or switches in from other sales charge options. Switches within the same sales charge option are permitted. Existing investments in these sales charge options will remain invested and the existing sales charge schedule will apply to any withdrawals.

2. Ongoing Fund Expenses

The management expense ratio (MER) includes the management fee and operating expenses of the fund and, if applicable, any underlying fund(s). The MER includes the insurance cost for the guarantee. You don't pay these expenses directly. Additional fees will apply to the IncomePlus v2.1 guarantee option and are paid out of the contract each year. The fund fee rate for this fund is a Level 4. MERs and guarantee fees affect you because they reduce the return you get on your investment. For details about how the guarantees work, see your Information Folder and Contract.

Guarantee option	MER (Annual rate as a % of the fund value)	Management fee (%)	Fund fee rate (%)
IncomePlus v2.1	2.65	1.72	1.15

Trailing commission

Manulife pays a trailing commission of up to 1.00% of the value of your investments each year for as long as you own the fund. It is for the services and advice your advisor provides to you. The trailing commission is paid out of the management fee. You don't pay these expenses directly. The rate depends on the sales charge option you choose.

3. Other Fees

Trading Fees apply to all guarantee options and sales charge options and are paid to Manulife.

Fee	What you pay
Frequent Trading Fee	2% of the value of units you trade for switches exceeding 5 per year.
Early Withdrawal Fee	2% of the value of units you sell or transfer within 90 days of buying them.
Small Policy Fee	\$100 annual fee is applied to IncomePlus v2.1 with a GWB Benefit Base that is below the initial deposit minimum.

What if I change my mind?

You can change your mind about your investment in a fund within two business days of the earlier of the date you received confirmation or five business days after it is mailed. You can also change your mind about subsequent transactions you make under the contract within two business days of the earlier of the date you received confirmation or five business days after it is mailed. In this case, the right to cancel only applies to the new transaction.

You have to tell us in writing that you want to cancel. The amount returned will be the lesser of the amount you invested, or the value of the fund if it has gone down. The amount returned only applies to the specific transaction and will include a refund of any sales charges or other fees you paid.

Objective and Strategy

Unless otherwise noted, the investment objective of the underlying fund is the same or substantially similar as the segregated fund objective. Refer to the underlying fund Prospectus and/or the Investment Policy Statement (IPS) for the complete objective and strategy of the underlying fund.

Objective: This Balanced Fund aims to provide a regular flow of monthly revenue. The Fund invests primarily in equities and fixed income investments. These securities can be Canadian or foreign.

Strategy: This Fund will invest in units of the underlying mutual fund or a substantially similar fund.

Information specific to Elite and F-Class sales charge options

Elite (available only to GIF Select InvestmentPlus 75/75 contracts opened on or before October 3, 2014)

This section shows the information specific to the Elite sales charge option of this fund. When investing a minimum of \$1 million dollars you may qualify for Elite pricing which offers a lower management expense ratio than other sales charge options in the same product.

What you pay

- For the Elite front-end sales charge option, you pay up to 3.0% of the amount you invest.
- For the Elite back-end and Elite low-load sales charge options, refer to the sales charge table on page 2 for details.
- These are separate fees in addition to the MER.

Guarantee option	Minimum investment (\$)	MER (%)	Management fee (%)	Net asset value per unit (\$)	Units outstanding
IncomePlus v2.1	1,000,000	1.96	1.04	15.0548	34,571

F-Class

This section shows the information specific to the F-Class sales charge option of this fund. Funds in the F-Class sales charge option are available for investors who have fee-based or wrap accounts with their dealer.

What you pay

- Sales charges are generally negotiated between you and your dealer
- Collection of these fees will occur within the dealer account and not from the contract
- These are separate fees in addition to the MER

Guarantee option	Minimum investment (\$)	MER (%)	Management fee (%)	Net asset value per unit (\$)	Units outstanding
IncomePlus v2.1	25,000	1.58	0.81	16.0177	10

For more information

This summary may not contain all the information you need. Please read the Information Folder and Contract or you may contact us at:

Manulife

500 King Street North, Waterloo ON N2J4C6
www.manulifeim.ca
Canada, Outside of Quebec 1-888-790-4387
Quebec & French Business 1-800-355-6776

Fund Facts — GIF Select
Manulife Global Managed Volatility GIF Select
Quick Facts

Date Fund Available: September 2014 **Underlying Fund Manager:** Manulife Investment Management Limited **Total Fund Value:** \$50,846,056
Date Fund Created: October 2013 **Total Units Outstanding:** 4,081,798 **Portfolio Turnover Rate:** 4.76%

Guarantee option	Minimum investment (\$)	MER (%)	Management fee (%)	Net asset value per unit (\$)	Units outstanding
IncomePlus v2.1	25,000	2.54	1.72	12.5820	47,752

The IncomePlus Series (version 2.1) is no longer available for new sales. This information applies to contracts sold April 30, 2012 to January 11, 2013. For information on Elite and F-Class sales charge options, refer to page 3.

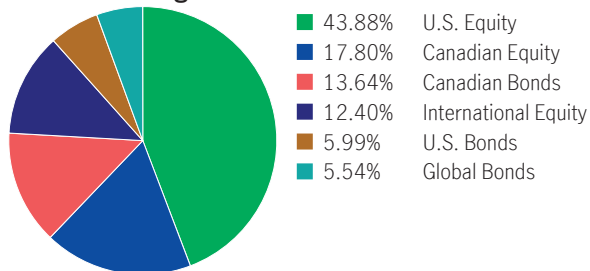
What does the fund invest in?

This segregated fund has a “fund-of-fund” structure and invests into the Manulife Global Managed Volatility Portfolio. The underlying mutual fund trust holds primarily ETFs to gain exposure to foreign equity and foreign fixed income investments.

Top 10 investments (of the underlying fund)

SPDR BLOOMBERG INTL TREASURY BOND ETF	11.22%
Financial Select Sector SPDR	3.53%
Apple Inc.	1.97%
Microsoft Corp.	1.92%
SPDR BLOOMBERG HIGH YIELD BOND ETF	1.23%
Amazon.com Inc.	1.20%
Royal Bank of Canada	1.10%
Toronto-Dominion Bank Com New	0.92%
NVIDIA Corp.	0.75%
Shopify Inc. Cl A	0.73%
Total	24.56%

Total investments: 20881

Investment Segmentation

Are there any guarantees?

This fund is being offered under an insurance contract. It comes with guarantees that may protect your investment if the markets go down. The MER includes a separate insurance fee that is charged for the guarantees. For details, please refer to the Information Folder and Contract.

Who is this fund for?

This fund may be right for a person seeking the potential for growth and who is comfortable with the ups and downs of the equity and bond markets.

How has the fund performed?

This section tells you how the fund has performed over the past 9 years for a contractholder who has chosen IncomePlus v2.1 Series. Returns are after the MER has been deducted.

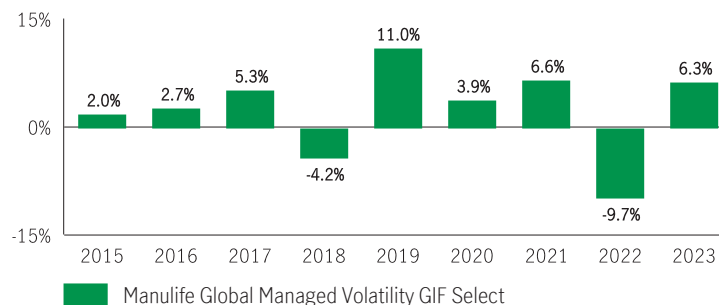
It's important to note that this doesn't tell you how the fund will perform in the future. Also, your actual return will depend on the guarantee option and sales charge option you choose and on your personal tax situation.

Average return

A person who invested \$1,000 in the fund and chose IncomePlus v2.1 Series on September 19, 2014 has \$1,258.37 on December 31, 2023. This works out to an average of 2.51% per year.

Year-by-year returns Any values close to zero may not be visible.

This chart shows how the fund has performed in each of the past 9 years for a contractholder who chose the IncomePlus v2.1 Series. In the last 9 years the fund was up in value 7 years and down in value 2 years.



For illustration purposes only. Actual segregated fund performance could be expected to vary and will depend on the guarantee option you choose.

How risky is it?

The value of your investments can go down. Please see the Information Folder for further details.



How much does it cost?

The following tables show the fees and expenses you could pay to invest in or sell units of the fund, and will depend on the guarantee option and sales charge option you choose. The ongoing fees and expenses are different for each guarantee option.

1. Sales Charges

Sales charge option	What you pay	How it works																		
Front End Sales Charge	Up to 5.0% of the amount you invest	<ul style="list-style-type: none"> You and your advisor decide on the rate The initial sales charge is deducted from the amount you invest. It is paid as a commission 																		
Deferred Sales Charge (DSC) *	If you sell within: <table border="1"> <thead> <tr> <th></th> <th>%</th> </tr> </thead> <tbody> <tr> <td>1 year of buying</td> <td>5.50</td> </tr> <tr> <td>2 years of buying</td> <td>5.00</td> </tr> <tr> <td>3 years of buying</td> <td>5.00</td> </tr> <tr> <td>4 years of buying</td> <td>4.00</td> </tr> <tr> <td>5 years of buying</td> <td>4.00</td> </tr> <tr> <td>6 years of buying</td> <td>3.00</td> </tr> <tr> <td>7 years of buying</td> <td>2.00</td> </tr> <tr> <td>After 7 years</td> <td>0.00</td> </tr> </tbody> </table>		%	1 year of buying	5.50	2 years of buying	5.00	3 years of buying	5.00	4 years of buying	4.00	5 years of buying	4.00	6 years of buying	3.00	7 years of buying	2.00	After 7 years	0.00	<ul style="list-style-type: none"> The sales charge is deducted from the amount you sell You can sell up to 10% (20% for RRIF tax types) of your units each year without paying a sales charge You can switch to units of other funds within the same guarantee option and sales charge option without paying any sales charge. The sales charge schedule will be based on the date you invest in your first fund Any sales charge you pay goes to Manulife
	%																			
1 year of buying	5.50																			
2 years of buying	5.00																			
3 years of buying	5.00																			
4 years of buying	4.00																			
5 years of buying	4.00																			
6 years of buying	3.00																			
7 years of buying	2.00																			
After 7 years	0.00																			
Low Load Sales Charge *	If you sell within: <table border="1"> <thead> <tr> <th></th> <th>%</th> </tr> </thead> <tbody> <tr> <td>1 year of buying</td> <td>2.50</td> </tr> <tr> <td>2 years of buying</td> <td>2.00</td> </tr> <tr> <td>3 years of buying</td> <td>1.50</td> </tr> <tr> <td>After 3 years</td> <td>0.00</td> </tr> </tbody> </table>		%	1 year of buying	2.50	2 years of buying	2.00	3 years of buying	1.50	After 3 years	0.00									
	%																			
1 year of buying	2.50																			
2 years of buying	2.00																			
3 years of buying	1.50																			
After 3 years	0.00																			

* **Deferred** and **Low Load** sales charge options no longer allow new deposits, subsequent deposits, new or existing PACs or switches in from other sales charge options. Switches within the same sales charge option are permitted. Existing investments in these sales charge options will remain invested and the existing sales charge schedule will apply to any withdrawals.

2. Ongoing Fund Expenses

The management expense ratio (MER) includes the management fee and operating expenses of the fund and, if applicable, any underlying fund(s). The MER includes the insurance cost for the guarantee. You don't pay these expenses directly. Additional fees will apply to the IncomePlus v2.1 guarantee option and are paid out of the contract each year. The fund fee rate for this fund is a Level 3. MERs and guarantee fees affect you because they reduce the return you get on your investment. For details about how the guarantees work, see your Information Folder and Contract.

Guarantee option	MER (Annual rate as a % of the fund value)	Management fee (%)	Fund fee rate (%)
IncomePlus v2.1	2.54	1.72	0.85

Trailing commission

Manulife pays a trailing commission of up to 1.00% of the value of your investments each year for as long as you own the fund. It is for the services and advice your advisor provides to you. The trailing commission is paid out of the management fee. You don't pay these expenses directly. The rate depends on the sales charge option you choose.

3. Other Fees

Trading Fees apply to all guarantee options and sales charge options and are paid to Manulife.

Fee	What you pay
Frequent Trading Fee	2% of the value of units you trade for switches exceeding 5 per year.
Early Withdrawal Fee	2% of the value of units you sell or transfer within 90 days of buying them.
Small Policy Fee	\$100 annual fee is applied to IncomePlus v2.1 with a GWB Benefit Base that is below the initial deposit minimum.

What if I change my mind?

You can change your mind about your investment in a fund within two business days of the earlier of the date you received confirmation or five business days after it is mailed. You can also change your mind about subsequent transactions you make under the contract within two business days of the earlier of the date you received confirmation or five business days after it is mailed. In this case, the right to cancel only applies to the new transaction.

You have to tell us in writing that you want to cancel. The amount returned will be the lesser of the amount you invested, or the value of the fund if it has gone down. The amount returned only applies to the specific transaction and will include a refund of any sales charges or other fees you paid.

Objective and Strategy

Unless otherwise noted, the investment objective of the underlying fund is the same or substantially similar as the segregated fund objective. Refer to the underlying fund Prospectus and/or the Investment Policy Statement (IPS) for the complete objective and strategy of the underlying fund.

Objective: This Fund seeks a balance between income and long-term capital growth while seeking to manage overall portfolio volatility.

Strategy: This Fund will invest in units of the underlying mutual fund or a substantially similar fund.

Information specific to Elite and F-Class sales charge options

Elite (available only to GIF Select InvestmentPlus 75/75 contracts opened on or before October 3, 2014)

This section shows the information specific to the Elite sales charge option of this fund. When investing a minimum of \$1 million dollars you may qualify for Elite pricing which offers a lower management expense ratio than other sales charge options in the same product.

What you pay

- For the Elite front-end sales charge option, you pay up to 3.0% of the amount you invest.
- For the Elite back-end and Elite low-load sales charge options, refer to the sales charge table on page 2 for details.
- These are separate fees in addition to the MER.

Guarantee option	Minimum investment (\$)	MER (%)	Management fee (%)	Net asset value per unit (\$)	Units outstanding
IncomePlus v2.1	1,000,000	1.94	1.09	14.2299	10

F-Class

This section shows the information specific to the F-Class sales charge option of this fund. Funds in the F-Class sales charge option are available for investors who have fee-based or wrap accounts with their dealer.

What you pay

- Sales charges are generally negotiated between you and your dealer
- Collection of these fees will occur within the dealer account and not from the contract
- These are separate fees in addition to the MER

Guarantee option	Minimum investment (\$)	MER (%)	Management fee (%)	Net asset value per unit (\$)	Units outstanding
IncomePlus v2.1	25,000	1.63	0.81	14.3020	10

For more information

This summary may not contain all the information you need. Please read the Information Folder and Contract or you may contact us at:

Manulife

500 King Street North, Waterloo ON N2J4C6

www.manulifeim.ca

Canada, Outside of Quebec 1-888-790-4387

Quebec & French Business 1-800-355-6776

The Manufacturers Life Insurance Company (Manulife) is the issuer of insurance contracts containing Manulife segregated funds and the guarantor of any guarantee provisions therein. Manulife, Manulife & Stylized M Design, and Stylized M Design are trademarks of The Manufacturers Life Insurance Company and are used by it, and by its affiliates under license.

Fund Facts — GIF Select

Manulife High Interest Savings GIF Select
Quick Facts

Date Fund Available: April 2012

Fund Manager: Manulife

Total Fund Value: \$458,911,021

Date Fund Created: October 2006

Total Units Outstanding: 40,453,162

Portfolio Turnover Rate: --

Guarantee option	Minimum investment (\$)	MER (%)	Management fee (%)	Net asset value per unit (\$)	Units outstanding
IncomePlus v2.1	25,000	0.00	0.00	11.1237	134,199

The IncomePlus Series (version 2.1) is no longer available for new sales. This information applies to contracts sold April 30, 2012 to January 11, 2013. For information on Elite and F-Class sales charge options, refer to page 3.

What does the fund invest in?

This Segregated Fund invests directly into a Manulife Bank demand deposit account.

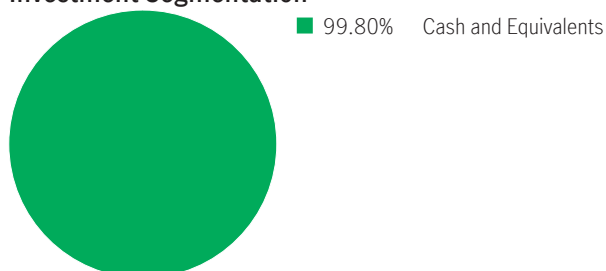
Top 10 investments

Canadian Dollar

99.80%

Total
99.80%

Total investments: 1

Investment Segmentation

How has the fund performed?

This section tells you how the fund has performed over the past 10 years for a contractholder who has chosen IncomePlus v2.1 Series. Returns are after the MER has been deducted.

It's important to note that this doesn't tell you how the fund will perform in the future.

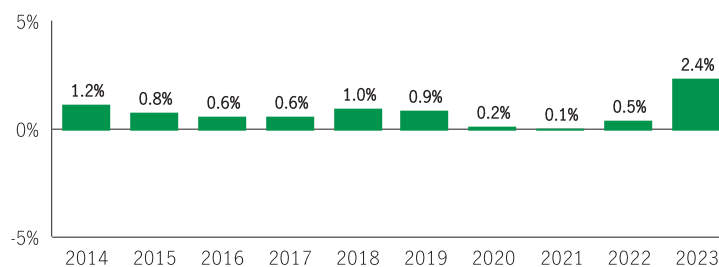
Also, your actual return will depend on the guarantee option and sales charge option you choose and on your personal tax situation.

Average return

A person who invested \$1,000 in the fund and chose IncomePlus v2.1 Series 10 years ago has \$1,087.13 on December 31, 2023. This works out to an average of 0.84% per year.

Year-by-year returns Any values close to zero may not be visible.

This chart shows how the fund has performed in each of the past 10 years for a contractholder. In the past 10 years the Fund was up in value.



For illustration purposes only. Actual segregated fund performance could be expected to vary and will depend on the guarantee option you choose.

How risky is it?

The value of your investments can go down. Please see the Information Folder for further details.


Are there any guarantees?

This fund is being offered under an insurance contract. It comes with guarantees that may protect your investment if the markets go down. The MER includes a separate insurance fee that is charged for the guarantees. For details, please refer to the Information Folder and Contract.

Who is this fund for?

This fund may be right for a person seeking interest income with an emphasis on capital preservation.

How much does it cost?

The following tables show the fees and expenses you could pay to invest in or sell units of the fund, and will depend on the guarantee option and sales charge option you choose. The ongoing fees and expenses are different for each guarantee option.

1. Sales Charges

Sales charge option	What you pay	How it works																		
Front End Sales Charge	Up to 5.0% of the amount you invest	<ul style="list-style-type: none"> You and your advisor decide on the rate The initial sales charge is deducted from the amount you invest. It is paid as a commission 																		
Deferred Sales Charge (DSC) *	If you sell within: <table border="1"> <thead> <tr> <th></th> <th>%</th> </tr> </thead> <tbody> <tr> <td>1 year of buying</td> <td>1.50</td> </tr> <tr> <td>2 years of buying</td> <td>1.50</td> </tr> <tr> <td>3 years of buying</td> <td>1.50</td> </tr> <tr> <td>4 years of buying</td> <td>1.00</td> </tr> <tr> <td>5 years of buying</td> <td>1.00</td> </tr> <tr> <td>6 years of buying</td> <td>1.00</td> </tr> <tr> <td>7 years of buying</td> <td>0.50</td> </tr> <tr> <td>After 7 years</td> <td>0.00</td> </tr> </tbody> </table>		%	1 year of buying	1.50	2 years of buying	1.50	3 years of buying	1.50	4 years of buying	1.00	5 years of buying	1.00	6 years of buying	1.00	7 years of buying	0.50	After 7 years	0.00	<ul style="list-style-type: none"> The sales charge is deducted from the amount you sell You can sell up to 10% (20% for RRIF tax types) of your units each year without paying a sales charge You can switch to units of other funds within the same guarantee option and sales charge option without paying any sales charge. The sales charge schedule will be based on the date you invest in your first fund Any sales charge you pay goes to Manulife
	%																			
1 year of buying	1.50																			
2 years of buying	1.50																			
3 years of buying	1.50																			
4 years of buying	1.00																			
5 years of buying	1.00																			
6 years of buying	1.00																			
7 years of buying	0.50																			
After 7 years	0.00																			
Low Load Sales Charge *	If you sell within: <table border="1"> <thead> <tr> <th></th> <th>%</th> </tr> </thead> <tbody> <tr> <td>1 year of buying</td> <td>1.00</td> </tr> <tr> <td>2 years of buying</td> <td>0.50</td> </tr> <tr> <td>3 years of buying</td> <td>0.50</td> </tr> <tr> <td>After 3 years</td> <td>0.00</td> </tr> </tbody> </table>		%	1 year of buying	1.00	2 years of buying	0.50	3 years of buying	0.50	After 3 years	0.00									
	%																			
1 year of buying	1.00																			
2 years of buying	0.50																			
3 years of buying	0.50																			
After 3 years	0.00																			

* **Deferred** and **Low Load** sales charge options no longer allow new deposits, subsequent deposits, new or existing PACs or switches in from other sales charge options. Switches within the same sales charge option are permitted. Existing investments in these sales charge options will remain invested and the existing sales charge schedule will apply to any withdrawals.

2. Ongoing Fund Expenses

The management expense ratio (MER) includes the management fee and operating expenses of the fund and, if applicable, any underlying fund(s). The MER includes the insurance cost for the guarantee. You don't pay these expenses directly. MERs and guarantee fees affect you because they reduce the return you get on your investment.

Guarantee option	MER (Annual rate as a % of the fund value)	Management fee (%)	Fund fee rate (%)
IncomePlus v2.1	0.00	0.00	0.55

Manulife is currently waiving the management fee of this fund, at its discretion. Rather, Manulife is receiving a negotiated fee from Manulife Bank at a level that allows the fund to provide an interest rate comparable to the returns of Canadian money market segregated funds with similar features. This fee arrangement may change or be terminated at any time. **In the event the fee arrangement is terminated, a management fee not exceeding 1.0% may be charged to the fund.** For details about how the guarantees work, see your Information Folder and Contract.

Trailing commission

Manulife pays a trailing commission of up to 0.25% of the value of your investments each year for as long as you own the fund. It is for the services and advice your advisor provides to you. The trailing commission is paid out of the management fee. You don't pay these expenses directly. The rate depends on the sales charge option you choose.

3. Other Fees

Trading Fees apply to all guarantee options and sales charge options and are paid to Manulife.

Fee	What you pay
Frequent Trading Fee	2% of the value of units you trade for switches exceeding 5 per year.
Early Withdrawal Fee	2% of the value of units you sell or transfer within 90 days of buying them.
Small Policy Fee	\$100 annual fee is applied to IncomePlus v2.1 with a GWB Benefit Base that is below the initial deposit minimum.

What if I change my mind?

You can change your mind about your investment in a fund within two business days of the earlier of the date you received confirmation or five business days after it is mailed. You can also change your mind about subsequent transactions you make under the contract within two business days of the earlier of the date you received confirmation or five business days after it is mailed. In this case, the right to cancel only applies to the new transaction.

You have to tell us in writing that you want to cancel. The amount returned will be the lesser of the amount you invested, or the value of the fund if it has gone down. The amount returned only applies to the specific transaction and will include a refund of any sales charges or other fees you paid.

Objective and Strategy

Objective: The fund seeks to provide investors with interest income by generally holding all of its portfolio assets on deposit in a demand deposit (cashable) account with an administered interest rate at its affiliate, Manulife Bank of Canada.

Strategy: The fund seeks to provide investors with interest income by generally holding all of its portfolio assets on deposit in a demand deposit (cashable) account where Manulife is receiving a negotiated fee from Manulife Bank at a level that allows the fund to provide an interest rate comparable to the returns of Canadian money market segregated funds with similar features. The strategy for this fund is available through the Investment Policy Statement (IPS).

Information specific to Elite and F-Class sales charge options

F-Class

This section shows the information specific to the F-Class sales charge option of this fund. Funds in the F-Class sales charge option are available for investors who have fee-based or wrap accounts with their dealer.

What you pay

- Sales charges are generally negotiated between you and your dealer
- Collection of these fees will occur within the dealer account and not from the contract
- These are separate fees in addition to the MER

Guarantee option	Minimum investment (\$)	MER (%)	Management fee (%)	Net asset value per unit (\$)	Units outstanding
IncomePlus v2.1	25,000	0.00	0.00	11.1236	10

For more information

This summary may not contain all the information you need. Please read the Information Folder and Contract or you may contact us at:

Manulife

500 King Street North, Waterloo ON N2J4C6
www.manulifeim.ca
Canada, Outside of Quebec 1-888-790-4387
Quebec & French Business 1-800-355-6776

Fund Facts — GIF Select
Manulife Invesco Canadian Premier Balanced GIF Select
Quick Facts
Date Fund Available: April 2012

Underlying Fund Manager: Invesco Canada Ltd.

Total Fund Value: \$138,042,870

Date Fund Created: December 2000

Total Units Outstanding: 7,107,246

Portfolio Turnover Rate: 5.38%

Guarantee option	Minimum investment (\$)	MER (%)	Management fee (%)	Net asset value per unit (\$)	Units outstanding
IncomePlus v2.1	25,000	2.68	2.15	17.7430	69,827

The IncomePlus Series (version 2.1) is no longer available for new sales. This information applies to contracts sold April 30, 2012 to January 11, 2013. For information on Elite and F-Class sales charge options, refer to page 3.

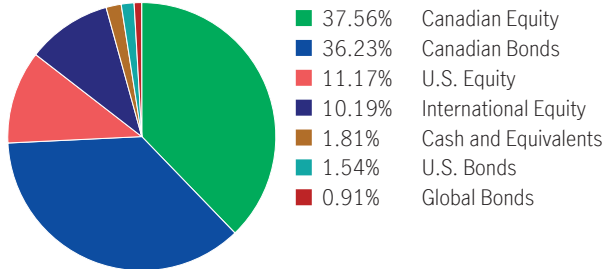
What does the fund invest in?

This segregated fund has a “fund-of-fund” structure and invests into the Invesco Canadian Premier Balanced Fund. The underlying mutual fund trust holds primarily Canadian equities and Canadian fixed income investments.

Top 10 investments (of the underlying fund)

Celestica Inc. Sub Vtg Shs	2.76%
Element Fleet Management Corp.	2.39%
Royal Bank of Canada	2.09%
Toromont Industries Ltd.	1.95%
Fairfax Financial Holdings Ltd. Sub Vtg	1.93%
Canadian Pacific Kansas City Limited	1.66%
Aritzia Inc. Sub Vtg Shs	1.39%
Intact Financial Corporation	1.35%
CGI Inc. Cl A Sub Vtg	1.31%
Colliers International Group Inc. Sub Vtg Sh	1.27%
Total	18.10%

Total investments: 275

Investment Segmentation

Are there any guarantees?

This fund is being offered under an insurance contract. It comes with guarantees that may protect your investment if the markets go down. The MER includes a separate insurance fee that is charged for the guarantees. For details, please refer to the Information Folder and Contract.

Who is this fund for?

This fund may be right for a person seeking a balance of growth and interest income and who is comfortable with the ups and downs of the equity and bond markets.

How has the fund performed?

This section tells you how the fund has performed over the past 10 years for a contractholder who has chosen IncomePlus v2.1 Series. Returns are after the MER has been deducted.

It's important to note that this doesn't tell you how the fund will perform in the future.

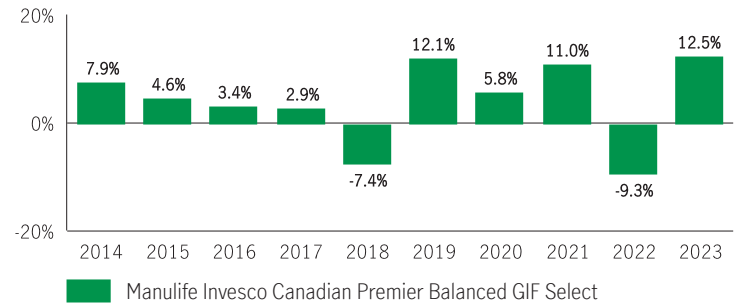
Also, your actual return will depend on the guarantee option and sales charge option you choose and on your personal tax situation.

Average return

A person who invested \$1,000 in the fund and chose IncomePlus v2.1 Series 10 years ago has \$1,495.73 on December 31, 2023. This works out to an average of 4.11% per year.

Year-by-year returns Any values close to zero may not be visible.

This chart shows how the fund has performed in each of the past 10 years for a contractholder who chose the IncomePlus v2.1 Series. In the last 10 years the fund was up in value 8 years and down in value 2 years.



For illustration purposes only. Actual segregated fund performance could be expected to vary and will depend on the guarantee option you choose.

How risky is it?

The value of your investments can go down. Please see the Information Folder for further details.



How much does it cost?

The following tables show the fees and expenses you could pay to invest in or sell units of the fund, and will depend on the guarantee option and sales charge option you choose. The ongoing fees and expenses are different for each guarantee option.

1. Sales Charges

Sales charge option	What you pay	How it works																		
Front End Sales Charge	Up to 5.0% of the amount you invest	<ul style="list-style-type: none"> You and your advisor decide on the rate The initial sales charge is deducted from the amount you invest. It is paid as a commission 																		
Deferred Sales Charge (DSC) *	If you sell within: <table border="1"> <thead> <tr> <th></th> <th>%</th> </tr> </thead> <tbody> <tr> <td>1 year of buying</td> <td>5.50</td> </tr> <tr> <td>2 years of buying</td> <td>5.00</td> </tr> <tr> <td>3 years of buying</td> <td>5.00</td> </tr> <tr> <td>4 years of buying</td> <td>4.00</td> </tr> <tr> <td>5 years of buying</td> <td>4.00</td> </tr> <tr> <td>6 years of buying</td> <td>3.00</td> </tr> <tr> <td>7 years of buying</td> <td>2.00</td> </tr> <tr> <td>After 7 years</td> <td>0.00</td> </tr> </tbody> </table>		%	1 year of buying	5.50	2 years of buying	5.00	3 years of buying	5.00	4 years of buying	4.00	5 years of buying	4.00	6 years of buying	3.00	7 years of buying	2.00	After 7 years	0.00	<ul style="list-style-type: none"> The sales charge is deducted from the amount you sell You can sell up to 10% (20% for RRIF tax types) of your units each year without paying a sales charge You can switch to units of other funds within the same guarantee option and sales charge option without paying any sales charge. The sales charge schedule will be based on the date you invest in your first fund Any sales charge you pay goes to Manulife
	%																			
1 year of buying	5.50																			
2 years of buying	5.00																			
3 years of buying	5.00																			
4 years of buying	4.00																			
5 years of buying	4.00																			
6 years of buying	3.00																			
7 years of buying	2.00																			
After 7 years	0.00																			
Low Load Sales Charge *	If you sell within: <table border="1"> <thead> <tr> <th></th> <th>%</th> </tr> </thead> <tbody> <tr> <td>1 year of buying</td> <td>2.50</td> </tr> <tr> <td>2 years of buying</td> <td>2.00</td> </tr> <tr> <td>3 years of buying</td> <td>1.50</td> </tr> <tr> <td>After 3 years</td> <td>0.00</td> </tr> </tbody> </table>		%	1 year of buying	2.50	2 years of buying	2.00	3 years of buying	1.50	After 3 years	0.00									
	%																			
1 year of buying	2.50																			
2 years of buying	2.00																			
3 years of buying	1.50																			
After 3 years	0.00																			

* **Deferred** and **Low Load** sales charge options no longer allow new deposits, subsequent deposits, new or existing PACs or switches in from other sales charge options. Switches within the same sales charge option are permitted. Existing investments in these sales charge options will remain invested and the existing sales charge schedule will apply to any withdrawals.

2. Ongoing Fund Expenses

The management expense ratio (MER) includes the management fee and operating expenses of the fund and, if applicable, any underlying fund(s). The MER includes the insurance cost for the guarantee. You don't pay these expenses directly. Additional fees will apply to the IncomePlus v2.1 guarantee option and are paid out of the contract each year. The fund fee rate for this fund is a Level 3. MERs and guarantee fees affect you because they reduce the return you get on your investment. For details about how the guarantees work, see your Information Folder and Contract.

Guarantee option	MER (Annual rate as a % of the fund value)	Management fee (%)	Fund fee rate (%)
IncomePlus v2.1	2.68	2.15	0.85

Trailing commission

Manulife pays a trailing commission of up to 1.00% of the value of your investments each year for as long as you own the fund. It is for the services and advice your advisor provides to you. The trailing commission is paid out of the management fee. You don't pay these expenses directly. The rate depends on the sales charge option you choose.

3. Other Fees

Trading Fees apply to all guarantee options and sales charge options and are paid to Manulife.

Fee	What you pay
Frequent Trading Fee	2% of the value of units you trade for switches exceeding 5 per year.
Early Withdrawal Fee	2% of the value of units you sell or transfer within 90 days of buying them.
Small Policy Fee	\$100 annual fee is applied to IncomePlus v2.1 with a GWB Benefit Base that is below the initial deposit minimum.

What if I change my mind?

You can change your mind about your investment in a fund within two business days of the earlier of the date you received confirmation or five business days after it is mailed. You can also change your mind about subsequent transactions you make under the contract within two business days of the earlier of the date you received confirmation or five business days after it is mailed. In this case, the right to cancel only applies to the new transaction.

You have to tell us in writing that you want to cancel. The amount returned will be the lesser of the amount you invested, or the value of the fund if it has gone down. The amount returned only applies to the specific transaction and will include a refund of any sales charges or other fees you paid.

Objective and Strategy

Unless otherwise noted, the investment objective of the underlying fund is the same or substantially similar as the segregated fund objective. Refer to the underlying fund Prospectus and/or the Investment Policy Statement (IPS) for the complete objective and strategy of the underlying fund.

Objective: The Fund seeks to generate capital growth and income by investing mainly in Canadian equities with strong growth potential, high-quality Canadian government and corporate fixed-income securities, foreign equities, and high-quality U.S. government and corporate fixed-income securities.

Strategy: This Fund will invest in units of the underlying mutual fund or a substantially similar fund.

Information specific to Elite and F-Class sales charge options

Elite (available only to GIF Select InvestmentPlus 75/75 contracts opened on or before October 3, 2014)

This section shows the information specific to the Elite sales charge option of this fund. When investing a minimum of \$1 million dollars you may qualify for Elite pricing which offers a lower management expense ratio than other sales charge options in the same product.

What you pay

- For the Elite front-end sales charge option, you pay up to 3.0% of the amount you invest.
- For the Elite back-end and Elite low-load sales charge options, refer to the sales charge table on page 2 for details.
- These are separate fees in addition to the MER.

Guarantee option	Minimum investment (\$)	MER (%)	Management fee (%)	Net asset value per unit (\$)	Units outstanding
IncomePlus v2.1	1,000,000	2.08	1.65	19.3193	10

F-Class

This section shows the information specific to the F-Class sales charge option of this fund. Funds in the F-Class sales charge option are available for investors who have fee-based or wrap accounts with their dealer.

What you pay

- Sales charges are generally negotiated between you and your dealer
- Collection of these fees will occur within the dealer account and not from the contract
- These are separate fees in addition to the MER

Guarantee option	Minimum investment (\$)	MER (%)	Management fee (%)	Net asset value per unit (\$)	Units outstanding
IncomePlus v2.1	25,000	1.70	1.39	20.2884	10

For more information

This summary may not contain all the information you need. Please read the Information Folder and Contract or you may contact us at:

Manulife

500 King Street North, Waterloo ON N2J4C6
www.manulifeim.ca
Canada, Outside of Quebec 1-888-790-4387
Quebec & French Business 1-800-355-6776

The Manufacturers Life Insurance Company (Manulife) is the issuer of insurance contracts containing Manulife segregated funds and the guarantor of any guarantee provisions therein. Manulife, Manulife & Stylized M Design, and Stylized M Design are trademarks of The Manufacturers Life Insurance Company and are used by it, and by its affiliates under license.

Fund Facts — GIF Select
Manulife Mackenzie Income GIF Select
Quick Facts
Date Fund Available: April 2012

Fund Manager: Manulife

Total Fund Value: \$182,578,564

Date Fund Created: May 2002

Total Units Outstanding: 11,319,052

Portfolio Turnover Rate: 4.71%

Guarantee option	Minimum investment (\$)	MER (%)	Management fee (%)	Net asset value per unit (\$)	Units outstanding
IncomePlus v2.1	25,000	2.45	1.93	14.2309	310,136

The IncomePlus Series (version 2.1) is no longer available for new sales. This information applies to contracts sold April 30, 2012 to January 11, 2013. For information on Elite and F-Class sales charge options, refer to page 3.

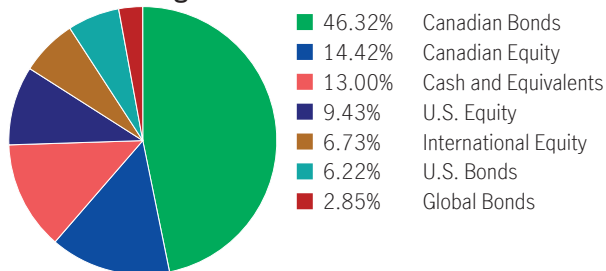
What does the fund invest in?

This segregated fund has a “fund-of-fund” structure that invests into the Manulife Sentinel Income Fund unit trust. The underlying unit trust holds primarily Canadian equities and Canadian fixed income investments.

Top 10 investments (of the underlying fund)

Province of Ontario, 3.65%, 6/2/2033	3.99%
Province of Quebec, 4.4%, 12/1/2055	2.31%
Gov. of Canada, 2/29/2024	2.21%
Province of Quebec, 3.6%, 9/1/2033	2.14%
United States Treasury Bill, 0.5%, 4/15/2024	1.89%
Province of Alberta, 3.1%, 6/1/2050	1.68%
Royal Bank of Canada	1.08%
Rogers Communications Inc. (FRN), 0.05%, 12/17/2081	0.97%
Bank of Montreal	0.90%
Gov. of Canada, 0.5%, 12/1/2050	0.85%
Total	18.02%

Total investments: 626

Investment Segmentation

Are there any guarantees?

This fund is being offered under an insurance contract. It comes with guarantees that may protect your investment if the markets go down. The MER includes a separate insurance fee that is charged for the guarantees. For details, please refer to the Information Folder and Contract.

Who is this fund for?

This fund may be right for a person seeking a balance of growth and interest income and who is comfortable with the ups and downs of the equity and bond markets.

How has the fund performed?

This section tells you how the fund has performed over the past 10 years for a contractholder who has chosen IncomePlus v2.1 Series. Returns are after the MER has been deducted.

It's important to note that this doesn't tell you how the fund will perform in the future.

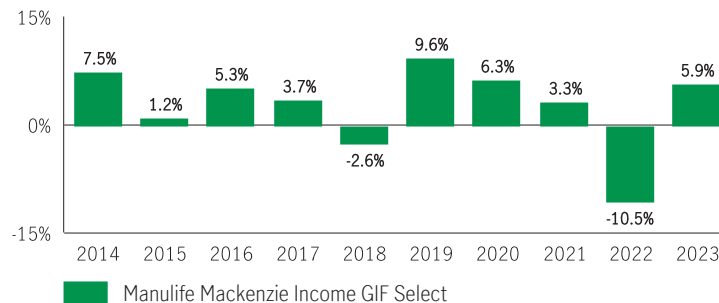
Also, your actual return will depend on the guarantee option and sales charge option you choose and on your personal tax situation.

Average return

A person who invested \$1,000 in the fund and chose IncomePlus v2.1 Series 10 years ago has \$1,317.72 on December 31, 2023. This works out to an average of 2.80% per year.

Year-by-year returns Any values close to zero may not be visible.

This chart shows how the fund has performed in each of the past 10 years for a contractholder who chose the IncomePlus v2.1 Series. In the last 10 years the fund was up in value 8 years and down in value 2 years.



For illustration purposes only. Actual segregated fund performance could be expected to vary and will depend on the guarantee option you choose.

How risky is it?

The value of your investments can go down. Please see the Information Folder for further details.



How much does it cost?

The following tables show the fees and expenses you could pay to invest in or sell units of the fund, and will depend on the guarantee option and sales charge option you choose. The ongoing fees and expenses are different for each guarantee option.

1. Sales Charges

Sales charge option	What you pay	How it works																		
Front End Sales Charge	Up to 5.0% of the amount you invest	<ul style="list-style-type: none"> You and your advisor decide on the rate The initial sales charge is deducted from the amount you invest. It is paid as a commission 																		
Deferred Sales Charge (DSC) *	If you sell within: <table border="1"> <thead> <tr> <th></th> <th>%</th> </tr> </thead> <tbody> <tr> <td>1 year of buying</td> <td>5.50</td> </tr> <tr> <td>2 years of buying</td> <td>5.00</td> </tr> <tr> <td>3 years of buying</td> <td>5.00</td> </tr> <tr> <td>4 years of buying</td> <td>4.00</td> </tr> <tr> <td>5 years of buying</td> <td>4.00</td> </tr> <tr> <td>6 years of buying</td> <td>3.00</td> </tr> <tr> <td>7 years of buying</td> <td>2.00</td> </tr> <tr> <td>After 7 years</td> <td>0.00</td> </tr> </tbody> </table>		%	1 year of buying	5.50	2 years of buying	5.00	3 years of buying	5.00	4 years of buying	4.00	5 years of buying	4.00	6 years of buying	3.00	7 years of buying	2.00	After 7 years	0.00	<ul style="list-style-type: none"> The sales charge is deducted from the amount you sell You can sell up to 10% (20% for RRIF tax types) of your units each year without paying a sales charge You can switch to units of other funds within the same guarantee option and sales charge option without paying any sales charge. The sales charge schedule will be based on the date you invest in your first fund Any sales charge you pay goes to Manulife
	%																			
1 year of buying	5.50																			
2 years of buying	5.00																			
3 years of buying	5.00																			
4 years of buying	4.00																			
5 years of buying	4.00																			
6 years of buying	3.00																			
7 years of buying	2.00																			
After 7 years	0.00																			
Low Load Sales Charge *	If you sell within: <table border="1"> <thead> <tr> <th></th> <th>%</th> </tr> </thead> <tbody> <tr> <td>1 year of buying</td> <td>2.50</td> </tr> <tr> <td>2 years of buying</td> <td>2.00</td> </tr> <tr> <td>3 years of buying</td> <td>1.50</td> </tr> <tr> <td>After 3 years</td> <td>0.00</td> </tr> </tbody> </table>		%	1 year of buying	2.50	2 years of buying	2.00	3 years of buying	1.50	After 3 years	0.00									
	%																			
1 year of buying	2.50																			
2 years of buying	2.00																			
3 years of buying	1.50																			
After 3 years	0.00																			

* **Deferred** and **Low Load** sales charge options no longer allow new deposits, subsequent deposits, new or existing PACs or switches in from other sales charge options. Switches within the same sales charge option are permitted. Existing investments in these sales charge options will remain invested and the existing sales charge schedule will apply to any withdrawals.

2. Ongoing Fund Expenses

The management expense ratio (MER) includes the management fee and operating expenses of the fund and, if applicable, any underlying fund(s). The MER includes the insurance cost for the guarantee. You don't pay these expenses directly. Additional fees will apply to the IncomePlus v2.1 guarantee option and are paid out of the contract each year. The fund fee rate for this fund is a Level 2. MERs and guarantee fees affect you because they reduce the return you get on your investment. For details about how the guarantees work, see your Information Folder and Contract.

Guarantee option	MER (Annual rate as a % of the fund value)	Management fee (%)	Fund fee rate (%)
IncomePlus v2.1	2.45	1.93	0.75

Trailing commission

Manulife pays a trailing commission of up to 1.00% of the value of your investments each year for as long as you own the fund. It is for the services and advice your advisor provides to you. The trailing commission is paid out of the management fee. You don't pay these expenses directly. The rate depends on the sales charge option you choose.

3. Other Fees

Trading Fees apply to all guarantee options and sales charge options and are paid to Manulife.

Fee	What you pay
Frequent Trading Fee	2% of the value of units you trade for switches exceeding 5 per year.
Early Withdrawal Fee	2% of the value of units you sell or transfer within 90 days of buying them.
Small Policy Fee	\$100 annual fee is applied to IncomePlus v2.1 with a GWB Benefit Base that is below the initial deposit minimum.

What if I change my mind?

You can change your mind about your investment in a fund within two business days of the earlier of the date you received confirmation or five business days after it is mailed. You can also change your mind about subsequent transactions you make under the contract within two business days of the earlier of the date you received confirmation or five business days after it is mailed. In this case, the right to cancel only applies to the new transaction.

You have to tell us in writing that you want to cancel. The amount returned will be the lesser of the amount you invested, or the value of the fund if it has gone down. The amount returned only applies to the specific transaction and will include a refund of any sales charges or other fees you paid.

Objective and Strategy

Objective: This Fund seeks a steady flow of income with reasonable safety of capital by investing primarily in a combination of fixed-income and equity securities of issuers anywhere in the world.

Strategy: When selecting equity securities, the portfolio advisor uses a five step value-oriented investment selection approach which involves studying industries and companies to gain a deeper understanding of fundamental conditions and competitive forces, estimating the value of the companies using a cash flow analysis, comparing those values to current stock prices to ensure both significant potential upside and to provide a margin of safety, ensuring consistency in the overall analysis across all prospective investments; and, finally when selecting securities for the portfolio, emphasizing securities with a higher yield. The strategy for this fund is available through the Investment Policy Statement (IPS).

Information specific to Elite and F-Class sales charge options

Elite (available only to GIF Select InvestmentPlus 75/75 contracts opened on or before October 3, 2014)

This section shows the information specific to the Elite sales charge option of this fund. When investing a minimum of \$1 million dollars you may qualify for Elite pricing which offers a lower management expense ratio than other sales charge options in the same product.

What you pay

- For the Elite front-end sales charge option, you pay up to 3.0% of the amount you invest.
- For the Elite back-end and Elite low-load sales charge options, refer to the sales charge table on page 2 for details.
- These are separate fees in addition to the MER.

Guarantee option	Minimum investment (\$)	MER (%)	Management fee (%)	Net asset value per unit (\$)	Units outstanding
IncomePlus v2.1	1,000,000	1.97	1.59	15.4543	10

F-Class

This section shows the information specific to the F-Class sales charge option of this fund. Funds in the F-Class sales charge option are available for investors who have fee-based or wrap accounts with their dealer.

What you pay

- Sales charges are generally negotiated between you and your dealer
- Collection of these fees will occur within the dealer account and not from the contract
- These are separate fees in addition to the MER

Guarantee option	Minimum investment (\$)	MER (%)	Management fee (%)	Net asset value per unit (\$)	Units outstanding
IncomePlus v2.1	25,000	1.44	1.17	16.5213	10

For more information

This summary may not contain all the information you need. Please read the Information Folder and Contract or you may contact us at:

Manulife

500 King Street North, Waterloo ON N2J4C6
www.manulifeim.ca
Canada, Outside of Quebec 1-888-790-4387
Quebec & French Business 1-800-355-6776

Fund Facts — GIF Select
Manulife Monthly High Income GIF Select
Quick Facts
Date Fund Available: April 2012

Underlying Fund Manager: Manulife Investment Management Limited

Total Fund Value: \$3,590,776,302

Date Fund Created: December 2000

Total Units Outstanding: 153,006,253

Portfolio Turnover Rate: 7.66%

Guarantee option	Minimum investment (\$)	MER (%)	Management fee (%)	Net asset value per unit (\$)	Units outstanding
IncomePlus v2.1	25,000	2.61	2.05	19.5095	3,502,365

The IncomePlus Series (version 2.1) is no longer available for new sales. This information applies to contracts sold April 30, 2012 to January 11, 2013. For information on Elite and F-Class sales charge options, refer to page 3.

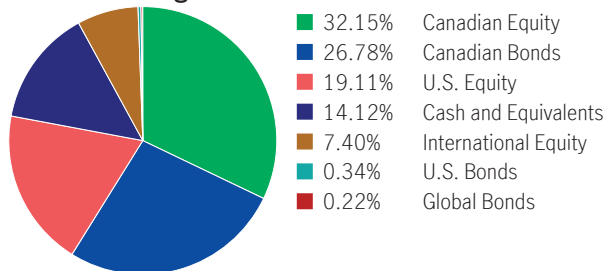
What does the fund invest in?

This segregated fund has a “fund-of-fund” structure and invests into the Manulife Monthly High Income Fund. The underlying mutual fund trust holds primarily Canadian equities and Canadian fixed income investments.

Top 10 investments (of the underlying fund)

Brookfield Corporation Vtg Shs Cl A	2.90%
Thermo Fisher Scientific Inc.	2.76%
Alimentation Couche-Tard Inc.	2.71%
Constellation Software Inc.	2.55%
Dollar General Corp.	2.55%
Aon PLC Shs Cl A	2.52%
Berkshire Hathaway Inc. Cl B New	2.51%
Microsoft Corp.	2.49%
Brookfield Infrastructure Partners L.P. Partnership Units	2.42%
Alphabet Inc. Cl A	1.99%
Total	25.41%

Total investments: 335

Investment Segmentation

Are there any guarantees?

This fund is being offered under an insurance contract. It comes with guarantees that may protect your investment if the markets go down. The MER includes a separate insurance fee that is charged for the guarantees. For details, please refer to the Information Folder and Contract.

Who is this fund for?

This fund may be right for a person seeking a balance of growth and interest income and who is comfortable with the ups and downs of the equity and bond markets.

How has the fund performed?

This section tells you how the fund has performed over the past 10 years for a contractholder who has chosen IncomePlus v2.1 Series. Returns are after the MER has been deducted.

It's important to note that this doesn't tell you how the fund will perform in the future.

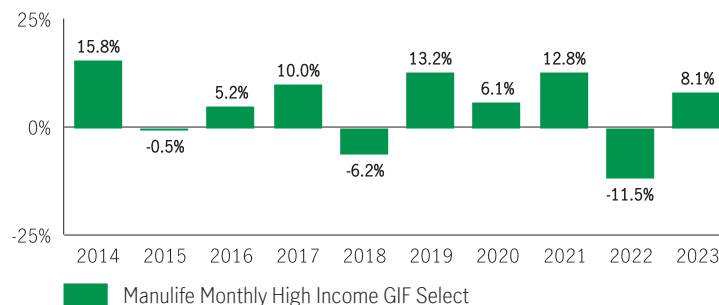
Also, your actual return will depend on the guarantee option and sales charge option you choose and on your personal tax situation.

Average return

A person who invested \$1,000 in the fund and chose IncomePlus v2.1 Series 10 years ago has \$1,619.50 on December 31, 2023. This works out to an average of 4.94% per year.

Year-by-year returns Any values close to zero may not be visible.

This chart shows how the fund has performed in each of the past 10 years for a contractholder who chose the IncomePlus v2.1 Series. In the last 10 years the fund was up in value 7 years and down in value 3 years.



For illustration purposes only. Actual segregated fund performance could be expected to vary and will depend on the guarantee option you choose.

How risky is it?

The value of your investments can go down. Please see the Information Folder for further details.



How much does it cost?

The following tables show the fees and expenses you could pay to invest in or sell units of the fund, and will depend on the guarantee option and sales charge option you choose. The ongoing fees and expenses are different for each guarantee option.

1. Sales Charges

Sales charge option	What you pay	How it works																		
Front End Sales Charge	Up to 5.0% of the amount you invest	<ul style="list-style-type: none"> You and your advisor decide on the rate The initial sales charge is deducted from the amount you invest. It is paid as a commission 																		
Deferred Sales Charge (DSC) *	If you sell within: <table border="1"> <thead> <tr> <th></th> <th>%</th> </tr> </thead> <tbody> <tr> <td>1 year of buying</td> <td>5.50</td> </tr> <tr> <td>2 years of buying</td> <td>5.00</td> </tr> <tr> <td>3 years of buying</td> <td>5.00</td> </tr> <tr> <td>4 years of buying</td> <td>4.00</td> </tr> <tr> <td>5 years of buying</td> <td>4.00</td> </tr> <tr> <td>6 years of buying</td> <td>3.00</td> </tr> <tr> <td>7 years of buying</td> <td>2.00</td> </tr> <tr> <td>After 7 years</td> <td>0.00</td> </tr> </tbody> </table>		%	1 year of buying	5.50	2 years of buying	5.00	3 years of buying	5.00	4 years of buying	4.00	5 years of buying	4.00	6 years of buying	3.00	7 years of buying	2.00	After 7 years	0.00	<ul style="list-style-type: none"> The sales charge is deducted from the amount you sell You can sell up to 10% (20% for RRIF tax types) of your units each year without paying a sales charge You can switch to units of other funds within the same guarantee option and sales charge option without paying any sales charge. The sales charge schedule will be based on the date you invest in your first fund Any sales charge you pay goes to Manulife
	%																			
1 year of buying	5.50																			
2 years of buying	5.00																			
3 years of buying	5.00																			
4 years of buying	4.00																			
5 years of buying	4.00																			
6 years of buying	3.00																			
7 years of buying	2.00																			
After 7 years	0.00																			
Low Load Sales Charge *	If you sell within: <table border="1"> <thead> <tr> <th></th> <th>%</th> </tr> </thead> <tbody> <tr> <td>1 year of buying</td> <td>2.50</td> </tr> <tr> <td>2 years of buying</td> <td>2.00</td> </tr> <tr> <td>3 years of buying</td> <td>1.50</td> </tr> <tr> <td>After 3 years</td> <td>0.00</td> </tr> </tbody> </table>		%	1 year of buying	2.50	2 years of buying	2.00	3 years of buying	1.50	After 3 years	0.00									
	%																			
1 year of buying	2.50																			
2 years of buying	2.00																			
3 years of buying	1.50																			
After 3 years	0.00																			

* **Deferred** and **Low Load** sales charge options no longer allow new deposits, subsequent deposits, new or existing PACs or switches in from other sales charge options. Switches within the same sales charge option are permitted. Existing investments in these sales charge options will remain invested and the existing sales charge schedule will apply to any withdrawals.

2. Ongoing Fund Expenses

The management expense ratio (MER) includes the management fee and operating expenses of the fund and, if applicable, any underlying fund(s). The MER includes the insurance cost for the guarantee. You don't pay these expenses directly. Additional fees will apply to the IncomePlus v2.1 guarantee option and are paid out of the contract each year. The fund fee rate for this fund is a Level 4. MERs and guarantee fees affect you because they reduce the return you get on your investment. For details about how the guarantees work, see your Information Folder and Contract.

Guarantee option	MER (Annual rate as a % of the fund value)	Management fee (%)	Fund fee rate (%)
IncomePlus v2.1	2.61	2.05	1.15

Trailing commission

Manulife pays a trailing commission of up to 1.00% of the value of your investments each year for as long as you own the fund. It is for the services and advice your advisor provides to you. The trailing commission is paid out of the management fee. You don't pay these expenses directly. The rate depends on the sales charge option you choose.

3. Other Fees

Trading Fees apply to all guarantee options and sales charge options and are paid to Manulife.

Fee	What you pay
Frequent Trading Fee	2% of the value of units you trade for switches exceeding 5 per year.
Early Withdrawal Fee	2% of the value of units you sell or transfer within 90 days of buying them.
Small Policy Fee	\$100 annual fee is applied to IncomePlus v2.1 with a GWB Benefit Base that is below the initial deposit minimum.

What if I change my mind?

You can change your mind about your investment in a fund within two business days of the earlier of the date you received confirmation or five business days after it is mailed. You can also change your mind about subsequent transactions you make under the contract within two business days of the earlier of the date you received confirmation or five business days after it is mailed. In this case, the right to cancel only applies to the new transaction.

You have to tell us in writing that you want to cancel. The amount returned will be the lesser of the amount you invested, or the value of the fund if it has gone down. The amount returned only applies to the specific transaction and will include a refund of any sales charges or other fees you paid.

Objective and Strategy

Unless otherwise noted, the investment objective of the underlying fund is the same or substantially similar as the segregated fund objective. Refer to the underlying fund Prospectus and/or the Investment Policy Statement (IPS) for the complete objective and strategy of the underlying fund.

Objective: This Balanced Fund aims to provide steady flow of monthly income and capital growth. The Fund invests primarily in Canadian fixed income and large-cap Canadian equity securities. The Fund may also invest in securities of royalty trusts and real estate investment trusts ("REITs").

Strategy: This Fund will invest in units of the underlying mutual fund or a substantially similar fund.

Information specific to Elite and F-Class sales charge options

Elite (available only to GIF Select InvestmentPlus 75/75 contracts opened on or before October 3, 2014)

This section shows the information specific to the Elite sales charge option of this fund. When investing a minimum of \$1 million dollars you may qualify for Elite pricing which offers a lower management expense ratio than other sales charge options in the same product.

What you pay

- For the Elite front-end sales charge option, you pay up to 3.0% of the amount you invest.
- For the Elite back-end and Elite low-load sales charge options, refer to the sales charge table on page 2 for details.
- These are separate fees in addition to the MER.

Guarantee option	Minimum investment (\$)	MER (%)	Management fee (%)	Net asset value per unit (\$)	Units outstanding
IncomePlus v2.1	1,000,000	1.87	1.47	21.3374	25,424

F-Class

This section shows the information specific to the F-Class sales charge option of this fund. Funds in the F-Class sales charge option are available for investors who have fee-based or wrap accounts with their dealer.

What you pay

- Sales charges are generally negotiated between you and your dealer
- Collection of these fees will occur within the dealer account and not from the contract
- These are separate fees in addition to the MER

Guarantee option	Minimum investment (\$)	MER (%)	Management fee (%)	Net asset value per unit (\$)	Units outstanding
IncomePlus v2.1	25,000	1.55	1.25	22.1064	10

For more information

This summary may not contain all the information you need. Please read the Information Folder and Contract or you may contact us at:

Manulife

500 King Street North, Waterloo ON N2J4C6
www.manulifeim.ca
Canada, Outside of Quebec 1-888-790-4387
Quebec & French Business 1-800-355-6776

The Manufacturers Life Insurance Company (Manulife) is the issuer of insurance contracts containing Manulife segregated funds and the guarantor of any guarantee provisions therein. Manulife, Manulife & Stylized M Design, and Stylized M Design are trademarks of The Manufacturers Life Insurance Company and are used by it, and by its affiliates under license.

Fund Facts — GIF Select
Manulife National Bank Bundle GIF Select
Quick Facts
Date Fund Available: October 2016

Fund Manager: Manulife

Total Fund Value: \$302,762,941

Date Fund Created: October 2016

Total Units Outstanding: 19,440,848

Portfolio Turnover Rate: 9.91%

Guarantee option	Minimum investment (\$)	MER (%)	Management fee (%)	Net asset value per unit (\$)	Units outstanding
IncomePlus v2.1	25,000	2.89	2.06	15.6131	473,558

The IncomePlus Series (version 2.1) is no longer available for new sales. This information applies to contracts sold April 30, 2012 to January 11, 2013. For information on Elite and F-Class sales charge options, refer to page 3.

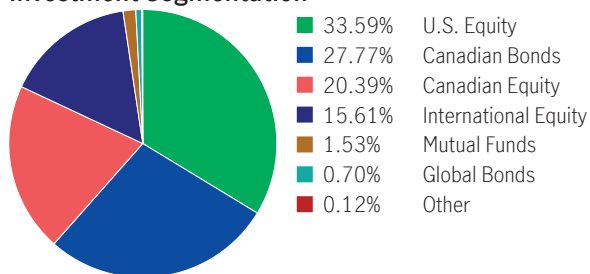
What does the fund invest in?

This segregated fund has a “fund-of-fund” structure that invests into a basket of funds which includes, but is not limited to, mutual funds. The underlying funds hold primarily foreign equities and Canadian fixed income investments.

Top 10 investments

National Bank Global Equity Fund	49.76%
National Bank Bond Fund	30.23%
National Bank Canadian All Cap Equity Fund	20.28%
Total	100.26%

Total investments: 3

Investment Segmentation

Are there any guarantees?

This fund is being offered under an insurance contract. It comes with guarantees that may protect your investment if the markets go down. The MER includes a separate insurance fee that is charged for the guarantees. For details, please refer to the Information Folder and Contract.

Who is this fund for?

This fund may be right for a person seeking a balance of growth and interest income and who is comfortable with the ups and downs of the equity and bond markets.

How has the fund performed?

This section tells you how the fund has performed over the past 7 years for a contractholder who has chosen IncomePlus v2.1 Series. Returns are after the MER has been deducted.

It's important to note that this doesn't tell you how the fund will perform in the future.

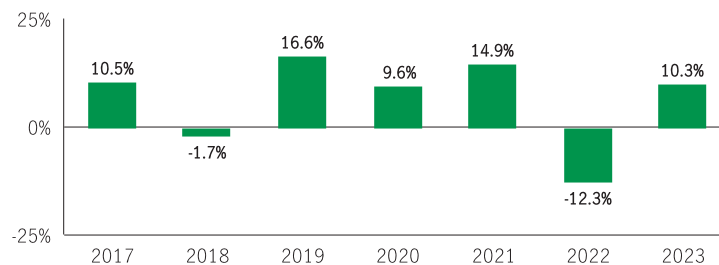
Also, your actual return will depend on the guarantee option and sales charge option you choose and on your personal tax situation.

Average return

A person who invested \$1,000 in the fund and chose IncomePlus v2.1 Series on October 14, 2016 has \$1,561.84 on December 31, 2023. This works out to an average of 6.38% per year.

Year-by-year returns Any values close to zero may not be visible.

This chart shows how the fund has performed in each of the past 7 years for a contractholder who chose the IncomePlus v2.1 Series. In the last 7 years the fund was up in value 5 years and down in value 2 years.



For illustration purposes only. Actual segregated fund performance could be expected to vary and will depend on the guarantee option you choose.

How risky is it?

The value of your investments can go down. Please see the Information Folder for further details.



How much does it cost?

The following tables show the fees and expenses you could pay to invest in or sell units of the fund, and will depend on the guarantee option and sales charge option you choose. The ongoing fees and expenses are different for each guarantee option.

1. Sales Charges

Sales charge option	What you pay	How it works																		
Front End Sales Charge	Up to 5.0% of the amount you invest	<ul style="list-style-type: none"> You and your advisor decide on the rate The initial sales charge is deducted from the amount you invest. It is paid as a commission 																		
Deferred Sales Charge (DSC) *	If you sell within: <table border="1"> <thead> <tr> <th></th> <th>%</th> </tr> </thead> <tbody> <tr> <td>1 year of buying</td> <td>5.50</td> </tr> <tr> <td>2 years of buying</td> <td>5.00</td> </tr> <tr> <td>3 years of buying</td> <td>5.00</td> </tr> <tr> <td>4 years of buying</td> <td>4.00</td> </tr> <tr> <td>5 years of buying</td> <td>4.00</td> </tr> <tr> <td>6 years of buying</td> <td>3.00</td> </tr> <tr> <td>7 years of buying</td> <td>2.00</td> </tr> <tr> <td>After 7 years</td> <td>0.00</td> </tr> </tbody> </table>		%	1 year of buying	5.50	2 years of buying	5.00	3 years of buying	5.00	4 years of buying	4.00	5 years of buying	4.00	6 years of buying	3.00	7 years of buying	2.00	After 7 years	0.00	<ul style="list-style-type: none"> The sales charge is deducted from the amount you sell You can sell up to 10% (20% for RRIF tax types) of your units each year without paying a sales charge You can switch to units of other funds within the same guarantee option and sales charge option without paying any sales charge. The sales charge schedule will be based on the date you invest in your first fund Any sales charge you pay goes to Manulife
	%																			
1 year of buying	5.50																			
2 years of buying	5.00																			
3 years of buying	5.00																			
4 years of buying	4.00																			
5 years of buying	4.00																			
6 years of buying	3.00																			
7 years of buying	2.00																			
After 7 years	0.00																			
Low Load Sales Charge *	If you sell within: <table border="1"> <thead> <tr> <th></th> <th>%</th> </tr> </thead> <tbody> <tr> <td>1 year of buying</td> <td>2.50</td> </tr> <tr> <td>2 years of buying</td> <td>2.00</td> </tr> <tr> <td>3 years of buying</td> <td>1.50</td> </tr> <tr> <td>After 3 years</td> <td>0.00</td> </tr> </tbody> </table>		%	1 year of buying	2.50	2 years of buying	2.00	3 years of buying	1.50	After 3 years	0.00									
	%																			
1 year of buying	2.50																			
2 years of buying	2.00																			
3 years of buying	1.50																			
After 3 years	0.00																			

* **Deferred** and **Low Load** sales charge options no longer allow new deposits, subsequent deposits, new or existing PACs or switches in from other sales charge options. Switches within the same sales charge option are permitted. Existing investments in these sales charge options will remain invested and the existing sales charge schedule will apply to any withdrawals.

2. Ongoing Fund Expenses

The management expense ratio (MER) includes the management fee and operating expenses of the fund and, if applicable, any underlying fund(s). The MER includes the insurance cost for the guarantee. You don't pay these expenses directly. Additional fees will apply to the IncomePlus v2.1 guarantee option and are paid out of the contract each year. The fund fee rate for this fund is a Level 4. MERs and guarantee fees affect you because they reduce the return you get on your investment. For details about how the guarantees work, see your Information Folder and Contract.

Guarantee option	MER (Annual rate as a % of the fund value)	Management fee (%)	Fund fee rate (%)
IncomePlus v2.1	2.89	2.06	1.15

Trailing commission

Manulife pays a trailing commission of up to 1.00% of the value of your investments each year for as long as you own the fund. It is for the services and advice your advisor provides to you. The trailing commission is paid out of the management fee. You don't pay these expenses directly. The rate depends on the sales charge option you choose.

3. Other Fees

Trading Fees apply to all guarantee options and sales charge options and are paid to Manulife.

Fee	What you pay
Frequent Trading Fee	2% of the value of units you trade for switches exceeding 5 per year.
Early Withdrawal Fee	2% of the value of units you sell or transfer within 90 days of buying them.
Small Policy Fee	\$100 annual fee is applied to IncomePlus v2.1 with a GWB Benefit Base that is below the initial deposit minimum.

What if I change my mind?

You can change your mind about your investment in a fund within two business days of the earlier of the date you received confirmation or five business days after it is mailed. You can also change your mind about subsequent transactions you make under the contract within two business days of the earlier of the date you received confirmation or five business days after it is mailed. In this case, the right to cancel only applies to the new transaction.

You have to tell us in writing that you want to cancel. The amount returned will be the lesser of the amount you invested, or the value of the fund if it has gone down. The amount returned only applies to the specific transaction and will include a refund of any sales charges or other fees you paid.

Objective and Strategy

Objective: The bundle is an investment solution that incorporates components from three National Bank Mutual Funds including a global equity fund, a Canadian equity fund, and a fixed income fund. Typically, this fund will maintain an asset mix of approximately 20% fixed income investments and 80% equities.

Strategy: This fund will invest in units of multiple underlying funds. The strategy for this fund is available through the Investment Policy Statement (IPS).

Information specific to Elite and F-Class sales charge options

Elite (available only to GIF Select InvestmentPlus 75/75 contracts opened on or before October 3, 2014)

This section shows the information specific to the Elite sales charge option of this fund. When investing a minimum of \$1 million dollars you may qualify for Elite pricing which offers a lower management expense ratio than other sales charge options in the same product.

What you pay

- For the Elite front-end sales charge option, you pay up to 3.0% of the amount you invest.
- For the Elite back-end and Elite low-load sales charge options, refer to the sales charge table on page 2 for details.
- These are separate fees in addition to the MER.

Guarantee option	Minimum investment (\$)	MER (%)	Management fee (%)	Net asset value per unit (\$)	Units outstanding
IncomePlus v2.1	1,000,000	2.34	1.44	16.5019	105,824

F-Class

This section shows the information specific to the F-Class sales charge option of this fund. Funds in the F-Class sales charge option are available for investors who have fee-based or wrap accounts with their dealer.

What you pay

- Sales charges are generally negotiated between you and your dealer
- Collection of these fees will occur within the dealer account and not from the contract
- These are separate fees in addition to the MER

Guarantee option	Minimum investment (\$)	MER (%)	Management fee (%)	Net asset value per unit (\$)	Units outstanding
IncomePlus v2.1	25,000	1.92	1.27	16.9800	10

For more information

This summary may not contain all the information you need. Please read the Information Folder and Contract or you may contact us at:

Manulife

500 King Street North, Waterloo ON N2J4C6
www.manulifeim.ca
Canada, Outside of Quebec 1-888-790-4387
Quebec & French Business 1-800-355-6776

Fund Facts — GIF Select

Manulife Opportunities Bundle GIF Select
Quick Facts

Date Fund Available: April 2012

Fund Manager: Manulife

Total Fund Value: \$294,436,369

Date Fund Created: July 2008

Total Units Outstanding: 14,038,274

Portfolio Turnover Rate: 12.52%

Guarantee option	Minimum investment (\$)	MER (%)	Management fee (%)	Net asset value per unit (\$)	Units outstanding
IncomePlus v2.1	25,000	2.77	1.89	20.1146	401,133

The IncomePlus Series (version 2.1) is no longer available for new sales. This information applies to contracts sold April 30, 2012 to January 11, 2013. For information on Elite and F-Class sales charge options, refer to page 3.

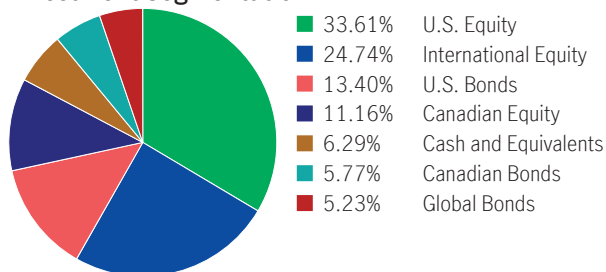
What does the fund invest in?

This segregated fund has a “fund-of-fund” structure that invests into a basket of funds which includes, but is not limited to, mutual funds. The underlying funds hold primarily foreign equities and Canadian fixed income investments.

Top 10 investments

Manulife Global Dividend Fund	49.66%
Manulife Fundamental Equity Fund	20.29%
Manulife Corporate Bond Fund	15.17%
Manulife Strategic Income Fund	15.08%
Total	100.19%

Total investments: 4

Investment Segmentation

Are there any guarantees?

This fund is being offered under an insurance contract. It comes with guarantees that may protect your investment if the markets go down. The MER includes a separate insurance fee that is charged for the guarantees. For details, please refer to the Information Folder and Contract.

Who is this fund for?

This fund may be right for a person seeking a balance of growth and interest income and who is comfortable with the ups and downs of the equity and bond markets.

How has the fund performed?

This section tells you how the fund has performed over the past 10 years for a contractholder who has chosen IncomePlus v2.1 Series. Returns are after the MER has been deducted.

It's important to note that this doesn't tell you how the fund will perform in the future.

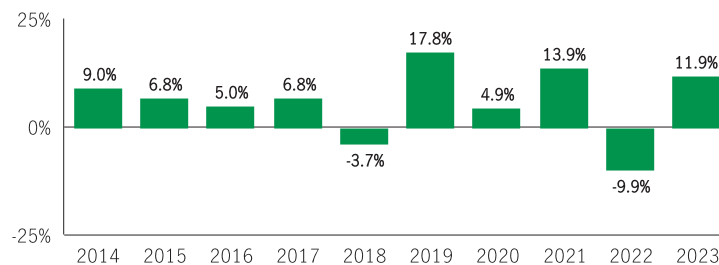
Also, your actual return will depend on the guarantee option and sales charge option you choose and on your personal tax situation.

Average return

A person who invested \$1,000 in the fund and chose IncomePlus v2.1 Series 10 years ago has \$1,783.86 on December 31, 2023. This works out to an average of 5.96% per year.

Year-by-year returns Any values close to zero may not be visible.

This chart shows how the fund has performed in each of the past 10 years for a contractholder who chose the IncomePlus v2.1 Series. In the last 10 years the fund was up in value 8 years and down in value 2 years.



For illustration purposes only. Actual segregated fund performance could be expected to vary and will depend on the guarantee option you choose.

How risky is it?

The value of your investments can go down. Please see the Information Folder for further details.



How much does it cost?

The following tables show the fees and expenses you could pay to invest in or sell units of the fund, and will depend on the guarantee option and sales charge option you choose. The ongoing fees and expenses are different for each guarantee option.

1. Sales Charges

Sales charge option	What you pay	How it works																		
Front End Sales Charge	Up to 5.0% of the amount you invest	<ul style="list-style-type: none"> You and your advisor decide on the rate The initial sales charge is deducted from the amount you invest. It is paid as a commission 																		
Deferred Sales Charge (DSC) *	If you sell within: <table border="1"> <thead> <tr> <th></th> <th>%</th> </tr> </thead> <tbody> <tr> <td>1 year of buying</td> <td>5.50</td> </tr> <tr> <td>2 years of buying</td> <td>5.00</td> </tr> <tr> <td>3 years of buying</td> <td>5.00</td> </tr> <tr> <td>4 years of buying</td> <td>4.00</td> </tr> <tr> <td>5 years of buying</td> <td>4.00</td> </tr> <tr> <td>6 years of buying</td> <td>3.00</td> </tr> <tr> <td>7 years of buying</td> <td>2.00</td> </tr> <tr> <td>After 7 years</td> <td>0.00</td> </tr> </tbody> </table>		%	1 year of buying	5.50	2 years of buying	5.00	3 years of buying	5.00	4 years of buying	4.00	5 years of buying	4.00	6 years of buying	3.00	7 years of buying	2.00	After 7 years	0.00	<ul style="list-style-type: none"> The sales charge is deducted from the amount you sell You can sell up to 10% (20% for RRIF tax types) of your units each year without paying a sales charge You can switch to units of other funds within the same guarantee option and sales charge option without paying any sales charge. The sales charge schedule will be based on the date you invest in your first fund Any sales charge you pay goes to Manulife
	%																			
1 year of buying	5.50																			
2 years of buying	5.00																			
3 years of buying	5.00																			
4 years of buying	4.00																			
5 years of buying	4.00																			
6 years of buying	3.00																			
7 years of buying	2.00																			
After 7 years	0.00																			
Low Load Sales Charge *	If you sell within: <table border="1"> <thead> <tr> <th></th> <th>%</th> </tr> </thead> <tbody> <tr> <td>1 year of buying</td> <td>2.50</td> </tr> <tr> <td>2 years of buying</td> <td>2.00</td> </tr> <tr> <td>3 years of buying</td> <td>1.50</td> </tr> <tr> <td>After 3 years</td> <td>0.00</td> </tr> </tbody> </table>		%	1 year of buying	2.50	2 years of buying	2.00	3 years of buying	1.50	After 3 years	0.00									
	%																			
1 year of buying	2.50																			
2 years of buying	2.00																			
3 years of buying	1.50																			
After 3 years	0.00																			

* **Deferred** and **Low Load** sales charge options no longer allow new deposits, subsequent deposits, new or existing PACs or switches in from other sales charge options. Switches within the same sales charge option are permitted. Existing investments in these sales charge options will remain invested and the existing sales charge schedule will apply to any withdrawals.

2. Ongoing Fund Expenses

The management expense ratio (MER) includes the management fee and operating expenses of the fund and, if applicable, any underlying fund(s). The MER includes the insurance cost for the guarantee. You don't pay these expenses directly. Additional fees will apply to the IncomePlus v2.1 guarantee option and are paid out of the contract each year. The fund fee rate for this fund is a Level 4. MERs and guarantee fees affect you because they reduce the return you get on your investment. For details about how the guarantees work, see your Information Folder and Contract.

Guarantee option	MER (Annual rate as a % of the fund value)	Management fee (%)	Fund fee rate (%)
IncomePlus v2.1	2.77	1.89	1.15

Trailing commission

Manulife pays a trailing commission of up to 1.00% of the value of your investments each year for as long as you own the fund. It is for the services and advice your advisor provides to you. The trailing commission is paid out of the management fee. You don't pay these expenses directly. The rate depends on the sales charge option you choose.

3. Other Fees

Trading Fees apply to all guarantee options and sales charge options and are paid to Manulife.

Fee	What you pay
Frequent Trading Fee	2% of the value of units you trade for switches exceeding 5 per year.
Early Withdrawal Fee	2% of the value of units you sell or transfer within 90 days of buying them.
Small Policy Fee	\$100 annual fee is applied to IncomePlus v2.1 with a GWB Benefit Base that is below the initial deposit minimum.

What if I change my mind?

You can change your mind about your investment in a fund within two business days of the earlier of the date you received confirmation or five business days after it is mailed. You can also change your mind about subsequent transactions you make under the contract within two business days of the earlier of the date you received confirmation or five business days after it is mailed. In this case, the right to cancel only applies to the new transaction.

You have to tell us in writing that you want to cancel. The amount returned will be the lesser of the amount you invested, or the value of the fund if it has gone down. The amount returned only applies to the specific transaction and will include a refund of any sales charges or other fees you paid.

Objective and Strategy

Objective: The bundle is an investment solution that incorporates components from four Manulife Mutual Funds including two global equity funds, a Canadian equity fund, and a fixed income fund. Typically, this fund will maintain an asset mix of approximately 20% fixed income investments and 80% equities.

Strategy: This fund will invest in units of multiple underlying funds. The strategy for this fund is available through the Investment Policy Statement (IPS).

Information specific to Elite and F-Class sales charge options

Elite (available only to GIF Select InvestmentPlus 75/75 contracts opened on or before October 3, 2014)

This section shows the information specific to the Elite sales charge option of this fund. When investing a minimum of \$1 million dollars you may qualify for Elite pricing which offers a lower management expense ratio than other sales charge options in the same product.

What you pay

- For the Elite front-end sales charge option, you pay up to 3.0% of the amount you invest.
- For the Elite back-end and Elite low-load sales charge options, refer to the sales charge table on page 2 for details.
- These are separate fees in addition to the MER.

Guarantee option	Minimum investment (\$)	MER (%)	Management fee (%)	Net asset value per unit (\$)	Units outstanding
IncomePlus v2.1	1,000,000	2.05	1.17	21.9531	16,279

F-Class

This section shows the information specific to the F-Class sales charge option of this fund. Funds in the F-Class sales charge option are available for investors who have fee-based or wrap accounts with their dealer.

What you pay

- Sales charges are generally negotiated between you and your dealer
- Collection of these fees will occur within the dealer account and not from the contract
- These are separate fees in addition to the MER

Guarantee option	Minimum investment (\$)	MER (%)	Management fee (%)	Net asset value per unit (\$)	Units outstanding
IncomePlus v2.1	25,000	1.77	1.12	23.1935	10

For more information

This summary may not contain all the information you need. Please read the Information Folder and Contract or you may contact us at:

Manulife

500 King Street North, Waterloo ON N2J4C6
www.manulifeim.ca
Canada, Outside of Quebec 1-888-790-4387
Quebec & French Business 1-800-355-6776

Fund Facts — GIF Select
Manulife Simplicity Balanced Portfolio GIF Select
Quick Facts

Date Fund Available: April 2012 **Underlying Fund Manager:** Manulife Investment Management Limited **Total Fund Value:** \$874,742,743
Date Fund Created: October 2006 **Total Units Outstanding:** 46,235,988 **Portfolio Turnover Rate:** 5.17%

Guarantee option	Minimum investment (\$)	MER (%)	Management fee (%)	Net asset value per unit (\$)	Units outstanding
IncomePlus v2.1	25,000	2.66	2.11	17.5425	689,585

The IncomePlus Series (version 2.1) is no longer available for new sales. This information applies to contracts sold April 30, 2012 to January 11, 2013. For information on Elite and F-Class sales charge options, refer to page 3.

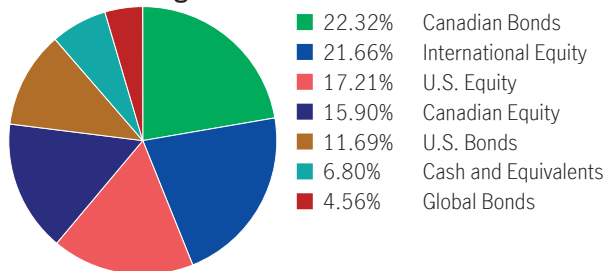
What does the fund invest in?

This segregated fund has a “fund-of-fund” structure and invests into the Manulife Simplicity Balanced Portfolio. The underlying mutual fund trust holds primarily Canadian equities and Canadian fixed income investments.

Top 10 investments (of the underlying fund)

Manulife Bond Fund	20.10%
Manulife Strategic Income Fund	13.07%
Manulife U.S. All Cap Equity Fund	6.47%
Manulife Covered Call U.S. Equity Fund	5.43%
Manulife World Investment Class	5.27%
Manulife Multifactor Canadian Large Cap	4.60%
Manulife Fundamental Equity Fund	4.31%
Manulife Smart International Dividend ETF	4.30%
Manulife Canadian Investment Fund	4.26%
Manulife Dividend Income Fund	4.22%
Total	72.02%

Total investments: 20

Investment Segmentation

Are there any guarantees?

This fund is being offered under an insurance contract. It comes with guarantees that may protect your investment if the markets go down. The MER includes a separate insurance fee that is charged for the guarantees. For details, please refer to the Information Folder and Contract.

Who is this fund for?

This fund may be right for a person seeking a balance of growth and interest income and who is comfortable with the ups and downs of the equity and bond markets.

How has the fund performed?

This section tells you how the fund has performed over the past 10 years for a contractholder who has chosen IncomePlus v2.1 Series. Returns are after the MER has been deducted.

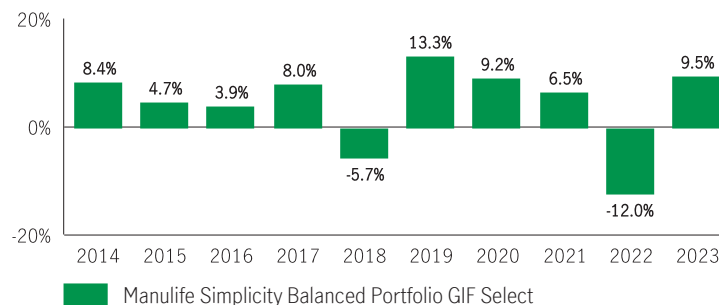
It's important to note that this doesn't tell you how the fund will perform in the future. Also, your actual return will depend on the guarantee option and sales charge option you choose and on your personal tax situation.

Average return

A person who invested \$1,000 in the fund and chose IncomePlus v2.1 Series 10 years ago has \$1,526.26 on December 31, 2023. This works out to an average of 4.32% per year.

Year-by-year returns Any values close to zero may not be visible.

This chart shows how the fund has performed in each of the past 10 years for a contractholder who chose the IncomePlus v2.1 Series. In the last 10 years the fund was up in value 8 years and down in value 2 years.



For illustration purposes only. Actual segregated fund performance could be expected to vary and will depend on the guarantee option you choose.

How risky is it?

The value of your investments can go down. Please see the Information Folder for further details.



How much does it cost?

The following tables show the fees and expenses you could pay to invest in or sell units of the fund, and will depend on the guarantee option and sales charge option you choose. The ongoing fees and expenses are different for each guarantee option.

1. Sales Charges

Sales charge option	What you pay	How it works																		
Front End Sales Charge	Up to 5.0% of the amount you invest	<ul style="list-style-type: none"> You and your advisor decide on the rate The initial sales charge is deducted from the amount you invest. It is paid as a commission 																		
Deferred Sales Charge (DSC) *	If you sell within: <table border="1"> <thead> <tr> <th></th> <th>%</th> </tr> </thead> <tbody> <tr> <td>1 year of buying</td> <td>5.50</td> </tr> <tr> <td>2 years of buying</td> <td>5.00</td> </tr> <tr> <td>3 years of buying</td> <td>5.00</td> </tr> <tr> <td>4 years of buying</td> <td>4.00</td> </tr> <tr> <td>5 years of buying</td> <td>4.00</td> </tr> <tr> <td>6 years of buying</td> <td>3.00</td> </tr> <tr> <td>7 years of buying</td> <td>2.00</td> </tr> <tr> <td>After 7 years</td> <td>0.00</td> </tr> </tbody> </table>		%	1 year of buying	5.50	2 years of buying	5.00	3 years of buying	5.00	4 years of buying	4.00	5 years of buying	4.00	6 years of buying	3.00	7 years of buying	2.00	After 7 years	0.00	<ul style="list-style-type: none"> The sales charge is deducted from the amount you sell You can sell up to 10% (20% for RRIF tax types) of your units each year without paying a sales charge You can switch to units of other funds within the same guarantee option and sales charge option without paying any sales charge. The sales charge schedule will be based on the date you invest in your first fund Any sales charge you pay goes to Manulife
	%																			
1 year of buying	5.50																			
2 years of buying	5.00																			
3 years of buying	5.00																			
4 years of buying	4.00																			
5 years of buying	4.00																			
6 years of buying	3.00																			
7 years of buying	2.00																			
After 7 years	0.00																			
Low Load Sales Charge *	If you sell within: <table border="1"> <thead> <tr> <th></th> <th>%</th> </tr> </thead> <tbody> <tr> <td>1 year of buying</td> <td>2.50</td> </tr> <tr> <td>2 years of buying</td> <td>2.00</td> </tr> <tr> <td>3 years of buying</td> <td>1.50</td> </tr> <tr> <td>After 3 years</td> <td>0.00</td> </tr> </tbody> </table>		%	1 year of buying	2.50	2 years of buying	2.00	3 years of buying	1.50	After 3 years	0.00									
	%																			
1 year of buying	2.50																			
2 years of buying	2.00																			
3 years of buying	1.50																			
After 3 years	0.00																			

* **Deferred** and **Low Load** sales charge options no longer allow new deposits, subsequent deposits, new or existing PACs or switches in from other sales charge options. Switches within the same sales charge option are permitted. Existing investments in these sales charge options will remain invested and the existing sales charge schedule will apply to any withdrawals.

2. Ongoing Fund Expenses

The management expense ratio (MER) includes the management fee and operating expenses of the fund and, if applicable, any underlying fund(s). The MER includes the insurance cost for the guarantee. You don't pay these expenses directly. Additional fees will apply to the IncomePlus v2.1 guarantee option and are paid out of the contract each year. The fund fee rate for this fund is a Level 3. MERs and guarantee fees affect you because they reduce the return you get on your investment. For details about how the guarantees work, see your Information Folder and Contract.

Guarantee option	MER (Annual rate as a % of the fund value)	Management fee (%)	Fund fee rate (%)
IncomePlus v2.1	2.66	2.11	0.85

Trailing commission

Manulife pays a trailing commission of up to 1.00% of the value of your investments each year for as long as you own the fund. It is for the services and advice your advisor provides to you. The trailing commission is paid out of the management fee. You don't pay these expenses directly. The rate depends on the sales charge option you choose.

3. Other Fees

Trading Fees apply to all guarantee options and sales charge options and are paid to Manulife.

Fee	What you pay
Frequent Trading Fee	2% of the value of units you trade for switches exceeding 5 per year.
Early Withdrawal Fee	2% of the value of units you sell or transfer within 90 days of buying them.
Small Policy Fee	\$100 annual fee is applied to IncomePlus v2.1 with a GWB Benefit Base that is below the initial deposit minimum.

What if I change my mind?

You can change your mind about your investment in a fund within two business days of the earlier of the date you received confirmation or five business days after it is mailed. You can also change your mind about subsequent transactions you make under the contract within two business days of the earlier of the date you received confirmation or five business days after it is mailed. In this case, the right to cancel only applies to the new transaction.

You have to tell us in writing that you want to cancel. The amount returned will be the lesser of the amount you invested, or the value of the fund if it has gone down. The amount returned only applies to the specific transaction and will include a refund of any sales charges or other fees you paid.

Objective and Strategy

Unless otherwise noted, the investment objective of the underlying fund is the same or substantially similar as the segregated fund objective. Refer to the underlying fund Prospectus and/or the Investment Policy Statement (IPS) for the complete objective and strategy of the underlying fund.

Objective: The Portfolio aims to achieve long term growth consistent with safety of capital. It is a strategic asset allocation portfolio. It invests its assets in other mutual funds managed by Manulife focusing on Canadian equity and fixed income funds. The Portfolio may also invest in foreign equity and money market funds within permitted ranges. The portfolio advisor may move up to 25% of the net assets of the Portfolio into cash if it feels that market conditions warrant it.

Strategy: This Fund will invest in units of the underlying mutual fund or a substantially similar fund.

Information specific to Elite and F-Class sales charge options

Elite (available only to GIF Select InvestmentPlus 75/75 contracts opened on or before October 3, 2014)

This section shows the information specific to the Elite sales charge option of this fund. When investing a minimum of \$1 million dollars you may qualify for Elite pricing which offers a lower management expense ratio than other sales charge options in the same product.

What you pay

- For the Elite front-end sales charge option, you pay up to 3.0% of the amount you invest.
- For the Elite back-end and Elite low-load sales charge options, refer to the sales charge table on page 2 for details.
- These are separate fees in addition to the MER.

Guarantee option	Minimum investment (\$)	MER (%)	Management fee (%)	Net asset value per unit (\$)	Units outstanding
IncomePlus v2.1	1,000,000	1.85	1.49	19.4229	105,235

F-Class

This section shows the information specific to the F-Class sales charge option of this fund. Funds in the F-Class sales charge option are available for investors who have fee-based or wrap accounts with their dealer.

What you pay

- Sales charges are generally negotiated between you and your dealer
- Collection of these fees will occur within the dealer account and not from the contract
- These are separate fees in addition to the MER

Guarantee option	Minimum investment (\$)	MER (%)	Management fee (%)	Net asset value per unit (\$)	Units outstanding
IncomePlus v2.1	25,000	1.65	1.35	20.1186	10

For more information

This summary may not contain all the information you need. Please read the Information Folder and Contract or you may contact us at:

Manulife

500 King Street North, Waterloo ON N2J4C6

www.manulifeim.ca

Canada, Outside of Quebec 1-888-790-4387

Quebec & French Business 1-800-355-6776

The Manufacturers Life Insurance Company (Manulife) is the issuer of insurance contracts containing Manulife segregated funds and the guarantor of any guarantee provisions therein. Manulife, Manulife & Stylized M Design, and Stylized M Design are trademarks of The Manufacturers Life Insurance Company and are used by it, and by its affiliates under license.

Fund Facts — GIF Select

Manulife Simplicity Conservative Portfolio GIF Select

Quick Facts

Date Fund Available: April 2012 **Underlying Fund Manager:** Manulife Investment Management Limited **Total Fund Value:** \$231,956,608
Date Fund Created: October 2006 **Total Units Outstanding:** 15,232,178 **Portfolio Turnover Rate:** 5.32%

Guarantee option	Minimum investment (\$)	MER (%)	Management fee (%)	Net asset value per unit (\$)	Units outstanding
IncomePlus v2.1	25,000	2.19	1.69	13.5052	376,328

The IncomePlus Series (version 2.1) is no longer available for new sales. This information applies to contracts sold April 30, 2012 to January 11, 2013. For information on Elite and F-Class sales charge options, refer to page 3.

What does the fund invest in?

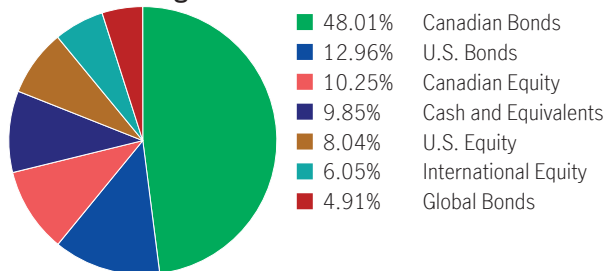
This segregated fund has a “fund of fund” structure and invests into the Manulife Simplicity Conservative Portfolio. The underlying mutual fund trust holds primarily Canadian fixed income and money market funds.

Top 10 investments (of the underlying fund)

Manulife Bond Fund	31.40%
Manulife Canadian Universe Bond Fund	17.75%
Manulife Strategic Income Fund	12.96%
Manulife Smart Short-Term Bond ETF	4.99%
Manulife Global Equity Class	4.87%
Manulife Global Listed Infrastructure Fund	3.92%
Manulife Global Dividend Class	3.90%
Manulife Corporate Bond Fund	3.49%
Manulife Multifactor Canadian Large Cap	2.52%
Manulife Canadian Investment Fund	2.49%
Total	88.29%

Total investments: 15

Investment Segmentation



Are there any guarantees?

This fund is being offered under an insurance contract. It comes with guarantees that may protect your investment if the markets go down. The MER includes a separate insurance fee that is charged for the guarantees. For details, please refer to the Information Folder and Contract.

Who is this fund for?

This fund may be right for a person seeking a balance of growth and interest income and who is comfortable with the ups and downs of the bond markets.

How has the fund performed?

This section tells you how the fund has performed over the past 10 years for a contractholder who has chosen IncomePlus v2.1 Series. Returns are after the MER has been deducted.

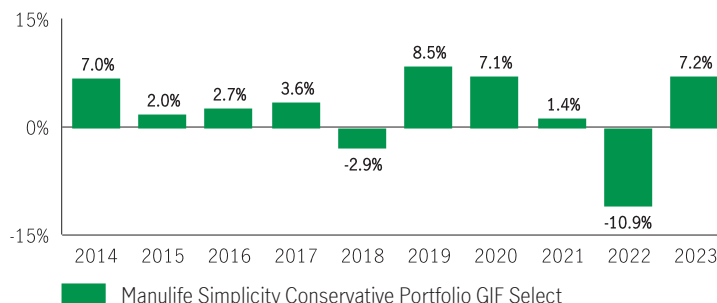
It's important to note that this doesn't tell you how the fund will perform in the future. Also, your actual return will depend on the guarantee option and sales charge option you choose and on your personal tax situation.

Average return

A person who invested \$1,000 in the fund and chose IncomePlus v2.1 Series 10 years ago has \$1,270.34 on December 31, 2023. This works out to an average of 2.42% per year.

Year-by-year returns Any values close to zero may not be visible.

This chart shows how the fund has performed in each of the past 10 years for a contractholder who chose the IncomePlus v2.1 Series. In the last 10 years the fund was up in value 8 years and down in value 2 years.



For illustration purposes only. Actual segregated fund performance could be expected to vary and will depend on the guarantee option you choose.

How risky is it?

The value of your investments can go down. Please see the Information Folder for further details.



How much does it cost?

The following tables show the fees and expenses you could pay to invest in or sell units of the fund, and will depend on the guarantee option and sales charge option you choose. The ongoing fees and expenses are different for each guarantee option.

1. Sales Charges

Sales charge option	What you pay	How it works																		
Front End Sales Charge	Up to 5.0% of the amount you invest	<ul style="list-style-type: none"> You and your advisor decide on the rate The initial sales charge is deducted from the amount you invest. It is paid as a commission 																		
Deferred Sales Charge (DSC) *	If you sell within: <table border="1"> <thead> <tr> <th></th> <th>%</th> </tr> </thead> <tbody> <tr> <td>1 year of buying</td> <td>5.50</td> </tr> <tr> <td>2 years of buying</td> <td>5.00</td> </tr> <tr> <td>3 years of buying</td> <td>5.00</td> </tr> <tr> <td>4 years of buying</td> <td>4.00</td> </tr> <tr> <td>5 years of buying</td> <td>4.00</td> </tr> <tr> <td>6 years of buying</td> <td>3.00</td> </tr> <tr> <td>7 years of buying</td> <td>2.00</td> </tr> <tr> <td>After 7 years</td> <td>0.00</td> </tr> </tbody> </table>		%	1 year of buying	5.50	2 years of buying	5.00	3 years of buying	5.00	4 years of buying	4.00	5 years of buying	4.00	6 years of buying	3.00	7 years of buying	2.00	After 7 years	0.00	<ul style="list-style-type: none"> The sales charge is deducted from the amount you sell You can sell up to 10% (20% for RRIF tax types) of your units each year without paying a sales charge You can switch to units of other funds within the same guarantee option and sales charge option without paying any sales charge. The sales charge schedule will be based on the date you invest in your first fund Any sales charge you pay goes to Manulife
	%																			
1 year of buying	5.50																			
2 years of buying	5.00																			
3 years of buying	5.00																			
4 years of buying	4.00																			
5 years of buying	4.00																			
6 years of buying	3.00																			
7 years of buying	2.00																			
After 7 years	0.00																			
Low Load Sales Charge *	If you sell within: <table border="1"> <thead> <tr> <th></th> <th>%</th> </tr> </thead> <tbody> <tr> <td>1 year of buying</td> <td>2.50</td> </tr> <tr> <td>2 years of buying</td> <td>2.00</td> </tr> <tr> <td>3 years of buying</td> <td>1.50</td> </tr> <tr> <td>After 3 years</td> <td>0.00</td> </tr> </tbody> </table>		%	1 year of buying	2.50	2 years of buying	2.00	3 years of buying	1.50	After 3 years	0.00									
	%																			
1 year of buying	2.50																			
2 years of buying	2.00																			
3 years of buying	1.50																			
After 3 years	0.00																			

* **Deferred** and **Low Load** sales charge options no longer allow new deposits, subsequent deposits, new or existing PACs or switches in from other sales charge options. Switches within the same sales charge option are permitted. Existing investments in these sales charge options will remain invested and the existing sales charge schedule will apply to any withdrawals.

2. Ongoing Fund Expenses

The management expense ratio (MER) includes the management fee and operating expenses of the fund and, if applicable, any underlying fund(s). The MER includes the insurance cost for the guarantee. You don't pay these expenses directly. Additional fees will apply to the IncomePlus v2.1 guarantee option and are paid out of the contract each year. The fund fee rate for this fund is a Level 2. MERs and guarantee fees affect you because they reduce the return you get on your investment. For details about how the guarantees work, see your Information Folder and Contract.

Guarantee option	MER (Annual rate as a % of the fund value)	Management fee (%)	Fund fee rate (%)
IncomePlus v2.1	2.19	1.69	0.75

Trailing commission

Manulife pays a trailing commission of up to 1.00% of the value of your investments each year for as long as you own the fund. It is for the services and advice your advisor provides to you. The trailing commission is paid out of the management fee. You don't pay these expenses directly. The rate depends on the sales charge option you choose.

3. Other Fees

Trading Fees apply to all guarantee options and sales charge options and are paid to Manulife.

Fee	What you pay
Frequent Trading Fee	2% of the value of units you trade for switches exceeding 5 per year.
Early Withdrawal Fee	2% of the value of units you sell or transfer within 90 days of buying them.
Small Policy Fee	\$100 annual fee is applied to IncomePlus v2.1 with a GWB Benefit Base that is below the initial deposit minimum.

What if I change my mind?

You can change your mind about your investment in a fund within two business days of the earlier of the date you received confirmation or five business days after it is mailed. You can also change your mind about subsequent transactions you make under the contract within two business days of the earlier of the date you received confirmation or five business days after it is mailed. In this case, the right to cancel only applies to the new transaction.

You have to tell us in writing that you want to cancel. The amount returned will be the lesser of the amount you invested, or the value of the fund if it has gone down. The amount returned only applies to the specific transaction and will include a refund of any sales charges or other fees you paid.

Objective and Strategy

Unless otherwise noted, the investment objective of the underlying fund is the same or substantially similar as the segregated fund objective. Refer to the underlying fund Prospectus and/or the Investment Policy Statement (IPS) for the complete objective and strategy of the underlying fund.

Objective: The Portfolio seeks to generate income with an emphasis on preserving capital. It is a strategic asset allocation portfolio. It invests its assets in other mutual funds, focusing on Canadian fixed income and money market funds. The Portfolio may also invest in Canadian and foreign equity funds within permitted ranges.

Strategy: This Fund will invest in units of the underlying mutual fund or a substantially similar fund.

Information specific to Elite and F-Class sales charge options

Elite (available only to GIF Select InvestmentPlus 75/75 contracts opened on or before October 3, 2014)

This section shows the information specific to the Elite sales charge option of this fund. When investing a minimum of \$1 million dollars you may qualify for Elite pricing which offers a lower management expense ratio than other sales charge options in the same product.

What you pay

- For the Elite front-end sales charge option, you pay up to 3.0% of the amount you invest.
- For the Elite back-end and Elite low-load sales charge options, refer to the sales charge table on page 2 for details.
- These are separate fees in addition to the MER.

Guarantee option	Minimum investment (\$)	MER (%)	Management fee (%)	Net asset value per unit (\$)	Units outstanding
IncomePlus v2.1	1,000,000	1.71	1.36	14.4632	11,548

F-Class

This section shows the information specific to the F-Class sales charge option of this fund. Funds in the F-Class sales charge option are available for investors who have fee-based or wrap accounts with their dealer.

What you pay

- Sales charges are generally negotiated between you and your dealer
- Collection of these fees will occur within the dealer account and not from the contract
- These are separate fees in addition to the MER

Guarantee option	Minimum investment (\$)	MER (%)	Management fee (%)	Net asset value per unit (\$)	Units outstanding
IncomePlus v2.1	25,000	1.15	0.92	15.7992	10

For more information

This summary may not contain all the information you need. Please read the Information Folder and Contract or you may contact us at:

Manulife

500 King Street North, Waterloo ON N2J4C6
www.manulifeim.ca
Canada, Outside of Quebec 1-888-790-4387
Quebec & French Business 1-800-355-6776

The Manufacturers Life Insurance Company (Manulife) is the issuer of insurance contracts containing Manulife segregated funds and the guarantor of any guarantee provisions therein. Manulife, Manulife & Stylized M Design, and Stylized M Design are trademarks of The Manufacturers Life Insurance Company and are used by it, and by its affiliates under license.

Fund Facts — GIF Select
Manulife Simplicity Global Balanced Portfolio GIF Select
Quick Facts
Date Fund Available: April 2012

Underlying Fund Manager: Manulife Investment Management Limited

Total Fund Value: \$528,159,362

Date Fund Created: April 2007

Total Units Outstanding: 27,523,907

Portfolio Turnover Rate: 5.26%

Guarantee option	Minimum investment (\$)	MER (%)	Management fee (%)	Net asset value per unit (\$)	Units outstanding
IncomePlus v2.1	25,000	2.82	2.12	18.3088	432,477

The IncomePlus Series (version 2.1) is no longer available for new sales. This information applies to contracts sold April 30, 2012 to January 11, 2013. For information on Elite and F-Class sales charge options, refer to page 3.

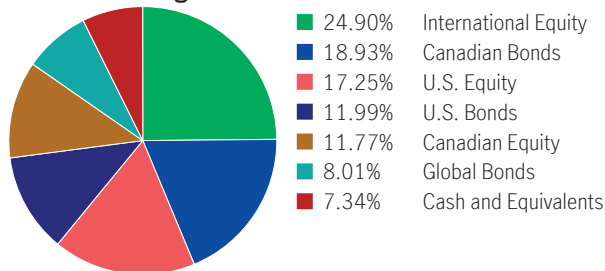
What does the fund invest in?

This segregated fund has a “fund-of-fund” structure and invests into the Manulife Simplicity Global Balanced Portfolio. The underlying mutual fund trust holds primarily foreign equities and Canadian fixed income investments.

Top 10 investments (of the underlying fund)

Manulife Bond Fund	15.06%
Manulife Strategic Income Fund	9.54%
Manulife U.S. All Cap Equity Fund	6.65%
Manulife Covered Call U.S. Equity Fund	5.88%
Manulife World Investment Class	5.17%
Manulife Canadian Unconstrained Bond Fund	5.02%
Manulife Global Listed Infrastructure Fund	4.88%
Manulife Smart International Dividend ETF	4.87%
MIM Emerging Markets Corporate Debt Pooled Fund	4.39%
Manulife Multifactor Developed International	4.27%
Total	65.71%

Total investments: 21

Investment Segmentation

Are there any guarantees?

This fund is being offered under an insurance contract. It comes with guarantees that may protect your investment if the markets go down. The MER includes a separate insurance fee that is charged for the guarantees. For details, please refer to the Information Folder and Contract.

Who is this fund for?

This fund may be right for a person seeking a balance of growth and interest income and who is comfortable with the ups and downs of the equity and bond markets.

How has the fund performed?

This section tells you how the fund has performed over the past 10 years for a contractholder who has chosen IncomePlus v2.1 Series. Returns are after the MER has been deducted.

It's important to note that this doesn't tell you how the fund will perform in the future.

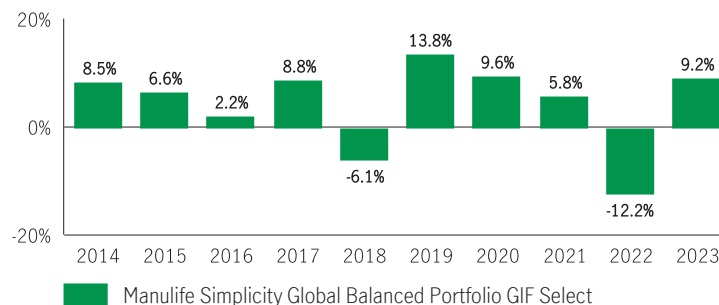
Also, your actual return will depend on the guarantee option and sales charge option you choose and on your personal tax situation.

Average return

A person who invested \$1,000 in the fund and chose IncomePlus v2.1 Series 10 years ago has \$1,525.49 on December 31, 2023. This works out to an average of 4.31% per year.

Year-by-year returns Any values close to zero may not be visible.

This chart shows how the fund has performed in each of the past 10 years for a contractholder who chose the IncomePlus v2.1 Series. In the last 10 years the fund was up in value 8 years and down in value 2 years.



For illustration purposes only. Actual segregated fund performance could be expected to vary and will depend on the guarantee option you choose.

How risky is it?

The value of your investments can go down. Please see the Information Folder for further details.



How much does it cost?

The following tables show the fees and expenses you could pay to invest in or sell units of the fund, and will depend on the guarantee option and sales charge option you choose. The ongoing fees and expenses are different for each guarantee option.

1. Sales Charges

Sales charge option	What you pay	How it works																		
Front End Sales Charge	Up to 5.0% of the amount you invest	<ul style="list-style-type: none"> You and your advisor decide on the rate The initial sales charge is deducted from the amount you invest. It is paid as a commission 																		
Deferred Sales Charge (DSC) *	If you sell within: <table border="1"> <thead> <tr> <th></th> <th>%</th> </tr> </thead> <tbody> <tr> <td>1 year of buying</td> <td>5.50</td> </tr> <tr> <td>2 years of buying</td> <td>5.00</td> </tr> <tr> <td>3 years of buying</td> <td>5.00</td> </tr> <tr> <td>4 years of buying</td> <td>4.00</td> </tr> <tr> <td>5 years of buying</td> <td>4.00</td> </tr> <tr> <td>6 years of buying</td> <td>3.00</td> </tr> <tr> <td>7 years of buying</td> <td>2.00</td> </tr> <tr> <td>After 7 years</td> <td>0.00</td> </tr> </tbody> </table>		%	1 year of buying	5.50	2 years of buying	5.00	3 years of buying	5.00	4 years of buying	4.00	5 years of buying	4.00	6 years of buying	3.00	7 years of buying	2.00	After 7 years	0.00	<ul style="list-style-type: none"> The sales charge is deducted from the amount you sell You can sell up to 10% (20% for RRIF tax types) of your units each year without paying a sales charge You can switch to units of other funds within the same guarantee option and sales charge option without paying any sales charge. The sales charge schedule will be based on the date you invest in your first fund Any sales charge you pay goes to Manulife
	%																			
1 year of buying	5.50																			
2 years of buying	5.00																			
3 years of buying	5.00																			
4 years of buying	4.00																			
5 years of buying	4.00																			
6 years of buying	3.00																			
7 years of buying	2.00																			
After 7 years	0.00																			
Low Load Sales Charge *	If you sell within: <table border="1"> <thead> <tr> <th></th> <th>%</th> </tr> </thead> <tbody> <tr> <td>1 year of buying</td> <td>2.50</td> </tr> <tr> <td>2 years of buying</td> <td>2.00</td> </tr> <tr> <td>3 years of buying</td> <td>1.50</td> </tr> <tr> <td>After 3 years</td> <td>0.00</td> </tr> </tbody> </table>		%	1 year of buying	2.50	2 years of buying	2.00	3 years of buying	1.50	After 3 years	0.00									
	%																			
1 year of buying	2.50																			
2 years of buying	2.00																			
3 years of buying	1.50																			
After 3 years	0.00																			

* **Deferred** and **Low Load** sales charge options no longer allow new deposits, subsequent deposits, new or existing PACs or switches in from other sales charge options. Switches within the same sales charge option are permitted. Existing investments in these sales charge options will remain invested and the existing sales charge schedule will apply to any withdrawals.

2. Ongoing Fund Expenses

The management expense ratio (MER) includes the management fee and operating expenses of the fund and, if applicable, any underlying fund(s). The MER includes the insurance cost for the guarantee. You don't pay these expenses directly. Additional fees will apply to the IncomePlus v2.1 guarantee option and are paid out of the contract each year. The fund fee rate for this fund is a Level 4. MERs and guarantee fees affect you because they reduce the return you get on your investment. For details about how the guarantees work, see your Information Folder and Contract.

Guarantee option	MER (Annual rate as a % of the fund value)	Management fee (%)	Fund fee rate (%)
IncomePlus v2.1	2.82	2.12	1.15

Trailing commission

Manulife pays a trailing commission of up to 1.00% of the value of your investments each year for as long as you own the fund. It is for the services and advice your advisor provides to you. The trailing commission is paid out of the management fee. You don't pay these expenses directly. The rate depends on the sales charge option you choose.

3. Other Fees

Trading Fees apply to all guarantee options and sales charge options and are paid to Manulife.

Fee	What you pay
Frequent Trading Fee	2% of the value of units you trade for switches exceeding 5 per year.
Early Withdrawal Fee	2% of the value of units you sell or transfer within 90 days of buying them.
Small Policy Fee	\$100 annual fee is applied to IncomePlus v2.1 with a GWB Benefit Base that is below the initial deposit minimum.

What if I change my mind?

You can change your mind about your investment in a fund within two business days of the earlier of the date you received confirmation or five business days after it is mailed. You can also change your mind about subsequent transactions you make under the contract within two business days of the earlier of the date you received confirmation or five business days after it is mailed. In this case, the right to cancel only applies to the new transaction.

You have to tell us in writing that you want to cancel. The amount returned will be the lesser of the amount you invested, or the value of the fund if it has gone down. The amount returned only applies to the specific transaction and will include a refund of any sales charges or other fees you paid.

Objective and Strategy

Unless otherwise noted, the investment objective of the underlying fund is the same or substantially similar as the segregated fund objective. Refer to the underlying fund Prospectus and/or the Investment Policy Statement (IPS) for the complete objective and strategy of the underlying fund.

Objective: The Portfolio aims to obtain long term returns consistent with safety of capital. It is a strategic asset allocation portfolio. It invests its assets in other mutual funds (the "Underlying Funds") focusing on global equity and fixed income funds. The portfolio advisor may move up to 25% of the net assets of the Portfolio into cash if it feels that market conditions warrant.

Strategy: This Fund will invest in units of the underlying mutual fund or a substantially similar fund.

Information specific to Elite and F-Class sales charge options

Elite (available only to GIF Select InvestmentPlus 75/75 contracts opened on or before October 3, 2014)

This section shows the information specific to the Elite sales charge option of this fund. When investing a minimum of \$1 million dollars you may qualify for Elite pricing which offers a lower management expense ratio than other sales charge options in the same product.

What you pay

- For the Elite front-end sales charge option, you pay up to 3.0% of the amount you invest.
- For the Elite back-end and Elite low-load sales charge options, refer to the sales charge table on page 2 for details.
- These are separate fees in addition to the MER.

Guarantee option	Minimum investment (\$)	MER (%)	Management fee (%)	Net asset value per unit (\$)	Units outstanding
IncomePlus v2.1	1,000,000	2.08	1.53	20.1645	46,525

F-Class

This section shows the information specific to the F-Class sales charge option of this fund. Funds in the F-Class sales charge option are available for investors who have fee-based or wrap accounts with their dealer.

What you pay

- Sales charges are generally negotiated between you and your dealer
- Collection of these fees will occur within the dealer account and not from the contract
- These are separate fees in addition to the MER

Guarantee option	Minimum investment (\$)	MER (%)	Management fee (%)	Net asset value per unit (\$)	Units outstanding
IncomePlus v2.1	25,000	1.80	1.36	21.1694	10

For more information

This summary may not contain all the information you need. Please read the Information Folder and Contract or you may contact us at:

Manulife

500 King Street North, Waterloo ON N2J4C6
www.manulifeim.ca
Canada, Outside of Quebec 1-888-790-4387
Quebec & French Business 1-800-355-6776

The Manufacturers Life Insurance Company (Manulife) is the issuer of insurance contracts containing Manulife segregated funds and the guarantor of any guarantee provisions therein. Manulife, Manulife & Stylized M Design, and Stylized M Design are trademarks of The Manufacturers Life Insurance Company and are used by it, and by its affiliates under license.

Fund Facts — GIF Select

Manulife Simplicity Growth Portfolio GIF Select

Quick Facts

Date Fund Available: April 2012 **Underlying Fund Manager:** Manulife Investment Management Limited **Total Fund Value:** \$739,835,980
Date Fund Created: October 2006 **Total Units Outstanding:** 36,613,169 **Portfolio Turnover Rate:** 5.82%

Guarantee option	Minimum investment (\$)	MER (%)	Management fee (%)	Net asset value per unit (\$)	Units outstanding
IncomePlus v2.1	25,000	2.79	2.19	20.0617	438,285

The IncomePlus Series (version 2.1) is no longer available for new sales. This information applies to contracts sold April 30, 2012 to January 11, 2013. For information on Elite and F-Class sales charge options, refer to page 3.

What does the fund invest in?

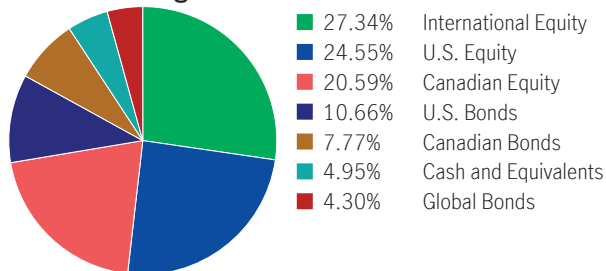
This segregated fund has a “fund-of-fund” structure and invests into the Manulife Simplicity Growth Portfolio. The underlying mutual fund trust holds primarily foreign equities.

Top 10 investments (of the underlying fund)

Manulife Strategic Income Fund	13.03%
Manulife U.S. All Cap Equity Fund	7.98%
Manulife Covered Call U.S. Equity Fund	6.89%
Manulife Bond Fund	6.01%
Manulife Growth Opportunities Fund	5.50%
Manulife World Investment Class	5.13%
Manulife Multifactor Canadian Large Cap	5.10%
Manulife Canadian Investment Fund	5.02%
Manulife Fundamental Equity Fund	5.01%
Manulife Smart International Dividend ETF	4.94%
Total	64.62%

Total investments: 22

Investment Segmentation



Are there any guarantees?

This fund is being offered under an insurance contract. It comes with guarantees that may protect your investment if the markets go down. The MER includes a separate insurance fee that is charged for the guarantees. For details, please refer to the Information Folder and Contract.

Who is this fund for?

This fund may be right for a person seeking a balance of growth and interest income and who is comfortable with the ups and downs of the equity and bond markets.

How has the fund performed?

This section tells you how the fund has performed over the past 10 years for a contractholder who has chosen IncomePlus v2.1 Series. Returns are after the MER has been deducted.

It's important to note that this doesn't tell you how the fund will perform in the future.

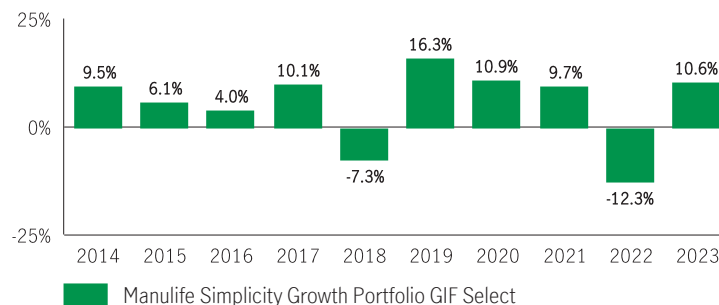
Also, your actual return will depend on the guarantee option and sales charge option you choose and on your personal tax situation.

Average return

A person who invested \$1,000 in the fund and chose IncomePlus v2.1 Series 10 years ago has \$1,692.01 on December 31, 2023. This works out to an average of 5.40% per year.

Year-by-year returns

Any values close to zero may not be visible. This chart shows how the fund has performed in each of the past 10 years for a contractholder who chose the IncomePlus v2.1 Series. In the last 10 years the fund was up in value 8 years and down in value 2 years.



For illustration purposes only. Actual segregated fund performance could be expected to vary and will depend on the guarantee option you choose.

How risky is it?

The value of your investments can go down. Please see the Information Folder for further details.



How much does it cost?

The following tables show the fees and expenses you could pay to invest in or sell units of the fund, and will depend on the guarantee option and sales charge option you choose. The ongoing fees and expenses are different for each guarantee option.

1. Sales Charges

Sales charge option	What you pay	How it works																		
Front End Sales Charge	Up to 5.0% of the amount you invest	<ul style="list-style-type: none"> You and your advisor decide on the rate The initial sales charge is deducted from the amount you invest. It is paid as a commission 																		
Deferred Sales Charge (DSC) *	If you sell within: <table border="1"> <thead> <tr> <th></th> <th>%</th> </tr> </thead> <tbody> <tr> <td>1 year of buying</td> <td>5.50</td> </tr> <tr> <td>2 years of buying</td> <td>5.00</td> </tr> <tr> <td>3 years of buying</td> <td>5.00</td> </tr> <tr> <td>4 years of buying</td> <td>4.00</td> </tr> <tr> <td>5 years of buying</td> <td>4.00</td> </tr> <tr> <td>6 years of buying</td> <td>3.00</td> </tr> <tr> <td>7 years of buying</td> <td>2.00</td> </tr> <tr> <td>After 7 years</td> <td>0.00</td> </tr> </tbody> </table>		%	1 year of buying	5.50	2 years of buying	5.00	3 years of buying	5.00	4 years of buying	4.00	5 years of buying	4.00	6 years of buying	3.00	7 years of buying	2.00	After 7 years	0.00	<ul style="list-style-type: none"> The sales charge is deducted from the amount you sell You can sell up to 10% (20% for RRIF tax types) of your units each year without paying a sales charge You can switch to units of other funds within the same guarantee option and sales charge option without paying any sales charge. The sales charge schedule will be based on the date you invest in your first fund Any sales charge you pay goes to Manulife
	%																			
1 year of buying	5.50																			
2 years of buying	5.00																			
3 years of buying	5.00																			
4 years of buying	4.00																			
5 years of buying	4.00																			
6 years of buying	3.00																			
7 years of buying	2.00																			
After 7 years	0.00																			
Low Load Sales Charge *	If you sell within: <table border="1"> <thead> <tr> <th></th> <th>%</th> </tr> </thead> <tbody> <tr> <td>1 year of buying</td> <td>2.50</td> </tr> <tr> <td>2 years of buying</td> <td>2.00</td> </tr> <tr> <td>3 years of buying</td> <td>1.50</td> </tr> <tr> <td>After 3 years</td> <td>0.00</td> </tr> </tbody> </table>		%	1 year of buying	2.50	2 years of buying	2.00	3 years of buying	1.50	After 3 years	0.00									
	%																			
1 year of buying	2.50																			
2 years of buying	2.00																			
3 years of buying	1.50																			
After 3 years	0.00																			

* **Deferred** and **Low Load** sales charge options no longer allow new deposits, subsequent deposits, new or existing PACs or switches in from other sales charge options. Switches within the same sales charge option are permitted. Existing investments in these sales charge options will remain invested and the existing sales charge schedule will apply to any withdrawals.

2. Ongoing Fund Expenses

The management expense ratio (MER) includes the management fee and operating expenses of the fund and, if applicable, any underlying fund(s). The MER includes the insurance cost for the guarantee. You don't pay these expenses directly. Additional fees will apply to the IncomePlus v2.1 guarantee option and are paid out of the contract each year. The fund fee rate for this fund is a Level 4. MERs and guarantee fees affect you because they reduce the return you get on your investment. For details about how the guarantees work, see your Information Folder and Contract.

Guarantee option	MER (Annual rate as a % of the fund value)	Management fee (%)	Fund fee rate (%)
IncomePlus v2.1	2.79	2.19	1.15

Trailing commission

Manulife pays a trailing commission of up to 1.00% of the value of your investments each year for as long as you own the fund. It is for the services and advice your advisor provides to you. The trailing commission is paid out of the management fee. You don't pay these expenses directly. The rate depends on the sales charge option you choose.

3. Other Fees

Trading Fees apply to all guarantee options and sales charge options and are paid to Manulife.

Fee	What you pay
Frequent Trading Fee	2% of the value of units you trade for switches exceeding 5 per year.
Early Withdrawal Fee	2% of the value of units you sell or transfer within 90 days of buying them.
Small Policy Fee	\$100 annual fee is applied to IncomePlus v2.1 with a GWB Benefit Base that is below the initial deposit minimum.

What if I change my mind?

You can change your mind about your investment in a fund within two business days of the earlier of the date you received confirmation or five business days after it is mailed. You can also change your mind about subsequent transactions you make under the contract within two business days of the earlier of the date you received confirmation or five business days after it is mailed. In this case, the right to cancel only applies to the new transaction.

You have to tell us in writing that you want to cancel. The amount returned will be the lesser of the amount you invested, or the value of the fund if it has gone down. The amount returned only applies to the specific transaction and will include a refund of any sales charges or other fees you paid.

Objective and Strategy

Unless otherwise noted, the investment objective of the underlying fund is the same or substantially similar as the segregated fund objective. Refer to the underlying fund Prospectus and/or the Investment Policy Statement (IPS) for the complete objective and strategy of the underlying fund.

Objective: The Portfolio aims to provide long-term capital growth and increased foreign content exposure. It is a strategic asset allocation portfolio. It invests its assets in other mutual funds managed by us focusing on Canadian and foreign equity funds. The portfolio advisor may move up to 25% of the net assets of the Portfolio into cash if it feels that market conditions warrant it.

Strategy: This Fund will invest in units of the underlying mutual fund or a substantially similar fund.

Information specific to Elite and F-Class sales charge options

Elite (available only to GIF Select InvestmentPlus 75/75 contracts opened on or before October 3, 2014)

This section shows the information specific to the Elite sales charge option of this fund. When investing a minimum of \$1 million dollars you may qualify for Elite pricing which offers a lower management expense ratio than other sales charge options in the same product.

What you pay

- For the Elite front-end sales charge option, you pay up to 3.0% of the amount you invest.
- For the Elite back-end and Elite low-load sales charge options, refer to the sales charge table on page 2 for details.
- These are separate fees in addition to the MER.

Guarantee option	Minimum investment (\$)	MER (%)	Management fee (%)	Net asset value per unit (\$)	Units outstanding
IncomePlus v2.1	1,000,000	2.04	1.64	21.8768	41,697

F-Class

This section shows the information specific to the F-Class sales charge option of this fund. Funds in the F-Class sales charge option are available for investors who have fee-based or wrap accounts with their dealer.

What you pay

- Sales charges are generally negotiated between you and your dealer
- Collection of these fees will occur within the dealer account and not from the contract
- These are separate fees in addition to the MER

Guarantee option	Minimum investment (\$)	MER (%)	Management fee (%)	Net asset value per unit (\$)	Units outstanding
IncomePlus v2.1	25,000	1.75	1.43	22.8985	10

For more information

This summary may not contain all the information you need. Please read the Information Folder and Contract or you may contact us at:

Manulife

500 King Street North, Waterloo ON N2J4C6
www.manulifeim.ca
Canada, Outside of Quebec 1-888-790-4387
Quebec & French Business 1-800-355-6776

The Manufacturers Life Insurance Company (Manulife) is the issuer of insurance contracts containing Manulife segregated funds and the guarantor of any guarantee provisions therein. Manulife, Manulife & Stylized M Design, and Stylized M Design are trademarks of The Manufacturers Life Insurance Company and are used by it, and by its affiliates under license.

Fund Facts — GIF Select
Manulife Simplicity Moderate Portfolio GIF Select
Quick Facts

Date Fund Available: April 2012 **Underlying Fund Manager:** Manulife Investment Management Limited **Total Fund Value:** \$199,957,096
Date Fund Created: October 2006 **Total Units Outstanding:** 11,440,142 **Portfolio Turnover Rate:** 5.99%

Guarantee option	Minimum investment (\$)	MER (%)	Management fee (%)	Net asset value per unit (\$)	Units outstanding
IncomePlus v2.1	25,000	2.34	1.83	15.8167	340,203

The IncomePlus Series (version 2.1) is no longer available for new sales. This information applies to contracts sold April 30, 2012 to January 11, 2013. For information on Elite and F-Class sales charge options, refer to page 3.

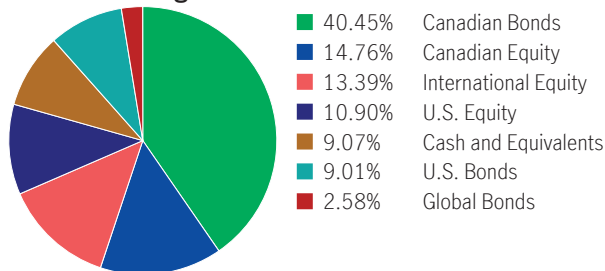
What does the fund invest in?

This segregated fund has a “fund-of-fund” structure and invests into the Manulife Simplicity Moderate Portfolio. The underlying mutual fund trust holds primarily Canadian equities and Canadian fixed income investments.

Top 10 investments (of the underlying fund)

Manulife Bond Fund	28.54%
Manulife Canadian Universe Bond Fund	8.92%
Manulife Canadian Unconstrained Bond Fund	5.50%
Manulife Smart Short-Term Bond ETF	5.05%
Manulife Corporate Bond Fund	5.01%
Manulife Strategic Income Fund	5.01%
Manulife Multifactor Canadian Large Cap	4.08%
Manulife Canadian Investment Fund	4.00%
Manulife World Investment Class	3.96%
Manulife Global Listed Infrastructure Fund	3.89%
Total	73.96%

Total investments: 19

Investment Segmentation

Are there any guarantees?

This fund is being offered under an insurance contract. It comes with guarantees that may protect your investment if the markets go down. The MER includes a separate insurance fee that is charged for the guarantees. For details, please refer to the Information Folder and Contract.

Who is this fund for?

This fund may be right for a person seeking a balance of growth and interest income and who is comfortable with the ups and downs of the equity and bond markets.

How has the fund performed?

This section tells you how the fund has performed over the past 10 years for a contractholder who has chosen IncomePlus v2.1 Series. Returns are after the MER has been deducted.

It's important to note that this doesn't tell you how the fund will perform in the future.

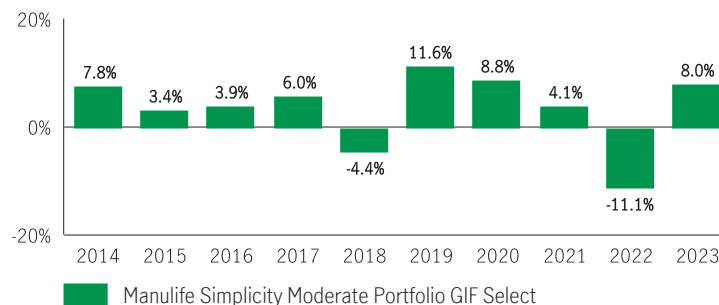
Also, your actual return will depend on the guarantee option and sales charge option you choose and on your personal tax situation.

Average return

A person who invested \$1,000 in the fund and chose IncomePlus v2.1 Series 10 years ago has \$1,424.20 on December 31, 2023. This works out to an average of 3.60% per year.

Year-by-year returns Any values close to zero may not be visible.

This chart shows how the fund has performed in each of the past 10 years for a contractholder who chose the IncomePlus v2.1 Series. In the last 10 years the fund was up in value 8 years and down in value 2 years.



For illustration purposes only. Actual segregated fund performance could be expected to vary and will depend on the guarantee option you choose.

How risky is it?

The value of your investments can go down. Please see the Information Folder for further details.



How much does it cost?

The following tables show the fees and expenses you could pay to invest in or sell units of the fund, and will depend on the guarantee option and sales charge option you choose. The ongoing fees and expenses are different for each guarantee option.

1. Sales Charges

Sales charge option	What you pay	How it works																		
Front End Sales Charge	Up to 5.0% of the amount you invest	<ul style="list-style-type: none"> You and your advisor decide on the rate The initial sales charge is deducted from the amount you invest. It is paid as a commission 																		
Deferred Sales Charge (DSC) *	If you sell within: <table border="1"> <thead> <tr> <th></th> <th>%</th> </tr> </thead> <tbody> <tr> <td>1 year of buying</td> <td>5.50</td> </tr> <tr> <td>2 years of buying</td> <td>5.00</td> </tr> <tr> <td>3 years of buying</td> <td>5.00</td> </tr> <tr> <td>4 years of buying</td> <td>4.00</td> </tr> <tr> <td>5 years of buying</td> <td>4.00</td> </tr> <tr> <td>6 years of buying</td> <td>3.00</td> </tr> <tr> <td>7 years of buying</td> <td>2.00</td> </tr> <tr> <td>After 7 years</td> <td>0.00</td> </tr> </tbody> </table>		%	1 year of buying	5.50	2 years of buying	5.00	3 years of buying	5.00	4 years of buying	4.00	5 years of buying	4.00	6 years of buying	3.00	7 years of buying	2.00	After 7 years	0.00	<ul style="list-style-type: none"> The sales charge is deducted from the amount you sell You can sell up to 10% (20% for RRIF tax types) of your units each year without paying a sales charge You can switch to units of other funds within the same guarantee option and sales charge option without paying any sales charge. The sales charge schedule will be based on the date you invest in your first fund Any sales charge you pay goes to Manulife
	%																			
1 year of buying	5.50																			
2 years of buying	5.00																			
3 years of buying	5.00																			
4 years of buying	4.00																			
5 years of buying	4.00																			
6 years of buying	3.00																			
7 years of buying	2.00																			
After 7 years	0.00																			
Low Load Sales Charge *	If you sell within: <table border="1"> <thead> <tr> <th></th> <th>%</th> </tr> </thead> <tbody> <tr> <td>1 year of buying</td> <td>2.50</td> </tr> <tr> <td>2 years of buying</td> <td>2.00</td> </tr> <tr> <td>3 years of buying</td> <td>1.50</td> </tr> <tr> <td>After 3 years</td> <td>0.00</td> </tr> </tbody> </table>		%	1 year of buying	2.50	2 years of buying	2.00	3 years of buying	1.50	After 3 years	0.00									
	%																			
1 year of buying	2.50																			
2 years of buying	2.00																			
3 years of buying	1.50																			
After 3 years	0.00																			

* **Deferred** and **Low Load** sales charge options no longer allow new deposits, subsequent deposits, new or existing PACs or switches in from other sales charge options. Switches within the same sales charge option are permitted. Existing investments in these sales charge options will remain invested and the existing sales charge schedule will apply to any withdrawals.

2. Ongoing Fund Expenses

The management expense ratio (MER) includes the management fee and operating expenses of the fund and, if applicable, any underlying fund(s). The MER includes the insurance cost for the guarantee. You don't pay these expenses directly. Additional fees will apply to the IncomePlus v2.1 guarantee option and are paid out of the contract each year. The fund fee rate for this fund is a Level 2. MERs and guarantee fees affect you because they reduce the return you get on your investment. For details about how the guarantees work, see your Information Folder and Contract.

Guarantee option	MER (Annual rate as a % of the fund value)	Management fee (%)	Fund fee rate (%)
IncomePlus v2.1	2.34	1.83	0.75

Trailing commission

Manulife pays a trailing commission of up to 1.00% of the value of your investments each year for as long as you own the fund. It is for the services and advice your advisor provides to you. The trailing commission is paid out of the management fee. You don't pay these expenses directly. The rate depends on the sales charge option you choose.

3. Other Fees

Trading Fees apply to all guarantee options and sales charge options and are paid to Manulife.

Fee	What you pay
Frequent Trading Fee	2% of the value of units you trade for switches exceeding 5 per year.
Early Withdrawal Fee	2% of the value of units you sell or transfer within 90 days of buying them.
Small Policy Fee	\$100 annual fee is applied to IncomePlus v2.1 with a GWB Benefit Base that is below the initial deposit minimum.

What if I change my mind?

You can change your mind about your investment in a fund within two business days of the earlier of the date you received confirmation or five business days after it is mailed. You can also change your mind about subsequent transactions you make under the contract within two business days of the earlier of the date you received confirmation or five business days after it is mailed. In this case, the right to cancel only applies to the new transaction.

You have to tell us in writing that you want to cancel. The amount returned will be the lesser of the amount you invested, or the value of the fund if it has gone down. The amount returned only applies to the specific transaction and will include a refund of any sales charges or other fees you paid.

Objective and Strategy

Unless otherwise noted, the investment objective of the underlying fund is the same or substantially similar as the segregated fund objective. Refer to the underlying fund Prospectus and/or the Investment Policy Statement (IPS) for the complete objective and strategy of the underlying fund.

Objective: The Portfolio aims to generate income and to provide long-term growth consistent with preservation of capital. It is a strategic asset allocation portfolio. It invests its assets in other mutual funds, focusing on Canadian fixed income and money market funds, with a portion in Canadian equity funds. The Portfolio may also invest in foreign equity funds within permitted ranges. The portfolio advisor may move up to 25% of the net assets of the Portfolio into cash if it feels that market conditions warrant it.

Strategy: This Fund will invest in units of the underlying mutual fund or a substantially similar fund.

Information specific to Elite and F-Class sales charge options

Elite (available only to GIF Select InvestmentPlus 75/75 contracts opened on or before October 3, 2014)

This section shows the information specific to the Elite sales charge option of this fund. When investing a minimum of \$1 million dollars you may qualify for Elite pricing which offers a lower management expense ratio than other sales charge options in the same product.

What you pay

- For the Elite front-end sales charge option, you pay up to 3.0% of the amount you invest.
- For the Elite back-end and Elite low-load sales charge options, refer to the sales charge table on page 2 for details.
- These are separate fees in addition to the MER.

Guarantee option	Minimum investment (\$)	MER (%)	Management fee (%)	Net asset value per unit (\$)	Units outstanding
IncomePlus v2.1	1,000,000	1.75	1.41	17.1851	10

F-Class

This section shows the information specific to the F-Class sales charge option of this fund. Funds in the F-Class sales charge option are available for investors who have fee-based or wrap accounts with their dealer.

What you pay

- Sales charges are generally negotiated between you and your dealer
- Collection of these fees will occur within the dealer account and not from the contract
- These are separate fees in addition to the MER

Guarantee option	Minimum investment (\$)	MER (%)	Management fee (%)	Net asset value per unit (\$)	Units outstanding
IncomePlus v2.1	25,000	1.32	1.07	18.2860	10

For more information

This summary may not contain all the information you need. Please read the Information Folder and Contract or you may contact us at:

Manulife

500 King Street North, Waterloo ON N2J4C6
www.manulifeim.ca
Canada, Outside of Quebec 1-888-790-4387
Quebec & French Business 1-800-355-6776

The Manufacturers Life Insurance Company (Manulife) is the issuer of insurance contracts containing Manulife segregated funds and the guarantor of any guarantee provisions therein. Manulife, Manulife & Stylized M Design, and Stylized M Design are trademarks of The Manufacturers Life Insurance Company and are used by it, and by its affiliates under license.

Fund Facts — GIF Select
Manulife TD Diversified Monthly Income GIF Select
Quick Facts
Date Fund Available: October 2012

Underlying Fund Manager: TD Asset Management Inc.

Total Fund Value: \$21,669,303

Date Fund Created: October 2012

Total Units Outstanding: 1,444,903

Portfolio Turnover Rate: 12.15%

Guarantee option	Minimum investment (\$)	MER (%)	Management fee (%)	Net asset value per unit (\$)	Units outstanding
IncomePlus v2.1	25,000	2.82	1.89	14.9892	143,652

The IncomePlus Series (version 2.1) is no longer available for new sales. This information applies to contracts sold April 30, 2012 to January 11, 2013. For information on Elite and F-Class sales charge options, refer to page 3.

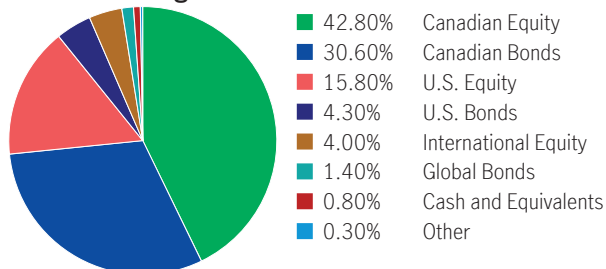
What does the fund invest in?

This segregated fund has a “fund-of-fund” structure and invests into the TD Diversified Monthly Income Fund. The underlying mutual fund trust holds primarily Canadian equities and Canadian fixed income investments.

Top 10 investments (of the underlying fund)

Royal Bank of Canada	4.91%
Toronto-Dominion Bank	3.81%
Canadian Natural Resources Limited	3.71%
Canadian Pacific Kansas City Limited	3.51%
Shopify Inc.	3.01%
Suncor Energy Inc.	2.51%
Alimentation Couche-Tard Inc.	2.31%
National Bank of Canada	2.31%
Waste Connections Inc.	2.20%
Imperial Oil Limited	2.10%
Total	30.37%

Total investments: 493

Investment Segmentation

Are there any guarantees?

This fund is being offered under an insurance contract. It comes with guarantees that may protect your investment if the markets go down. The MER includes a separate insurance fee that is charged for the guarantees. For details, please refer to the Information Folder and Contract.

Who is this fund for?

This fund may be right for a person seeking a balance of growth and interest income and who is comfortable with the ups and downs of the equity and bond markets.

How has the fund performed?

This section tells you how the fund has performed over the past 10 years for a contractholder who has chosen IncomePlus v2.1 Series. Returns are after the MER has been deducted.

It's important to note that this doesn't tell you how the fund will perform in the future.

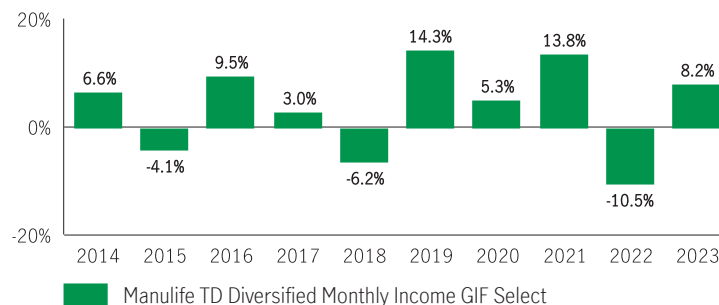
Also, your actual return will depend on the guarantee option and sales charge option you choose and on your personal tax situation.

Average return

A person who invested \$1,000 in the fund and chose IncomePlus v2.1 Series 10 years ago has \$1,435.11 on December 31, 2023. This works out to an average of 3.68% per year.

Year-by-year returns Any values close to zero may not be visible.

This chart shows how the fund has performed in each of the past 10 years for a contractholder who chose the IncomePlus v2.1 Series. In the last 10 years the fund was up in value 7 years and down in value 3 years.



For illustration purposes only. Actual segregated fund performance could be expected to vary and will depend on the guarantee option you choose.

How risky is it?

The value of your investments can go down. Please see the Information Folder for further details.



How much does it cost?

The following tables show the fees and expenses you could pay to invest in or sell units of the fund, and will depend on the guarantee option and sales charge option you choose. The ongoing fees and expenses are different for each guarantee option.

1. Sales Charges

Sales charge option	What you pay	How it works																		
Front End Sales Charge	Up to 5.0% of the amount you invest	<ul style="list-style-type: none"> You and your advisor decide on the rate The initial sales charge is deducted from the amount you invest. It is paid as a commission 																		
Deferred Sales Charge (DSC) *	If you sell within: <table border="1"> <thead> <tr> <th></th> <th>%</th> </tr> </thead> <tbody> <tr> <td>1 year of buying</td> <td>5.50</td> </tr> <tr> <td>2 years of buying</td> <td>5.00</td> </tr> <tr> <td>3 years of buying</td> <td>5.00</td> </tr> <tr> <td>4 years of buying</td> <td>4.00</td> </tr> <tr> <td>5 years of buying</td> <td>4.00</td> </tr> <tr> <td>6 years of buying</td> <td>3.00</td> </tr> <tr> <td>7 years of buying</td> <td>2.00</td> </tr> <tr> <td>After 7 years</td> <td>0.00</td> </tr> </tbody> </table>		%	1 year of buying	5.50	2 years of buying	5.00	3 years of buying	5.00	4 years of buying	4.00	5 years of buying	4.00	6 years of buying	3.00	7 years of buying	2.00	After 7 years	0.00	<ul style="list-style-type: none"> The sales charge is deducted from the amount you sell You can sell up to 10% (20% for RRIF tax types) of your units each year without paying a sales charge You can switch to units of other funds within the same guarantee option and sales charge option without paying any sales charge. The sales charge schedule will be based on the date you invest in your first fund Any sales charge you pay goes to Manulife
	%																			
1 year of buying	5.50																			
2 years of buying	5.00																			
3 years of buying	5.00																			
4 years of buying	4.00																			
5 years of buying	4.00																			
6 years of buying	3.00																			
7 years of buying	2.00																			
After 7 years	0.00																			
Low Load Sales Charge *	If you sell within: <table border="1"> <thead> <tr> <th></th> <th>%</th> </tr> </thead> <tbody> <tr> <td>1 year of buying</td> <td>2.50</td> </tr> <tr> <td>2 years of buying</td> <td>2.00</td> </tr> <tr> <td>3 years of buying</td> <td>1.50</td> </tr> <tr> <td>After 3 years</td> <td>0.00</td> </tr> </tbody> </table>		%	1 year of buying	2.50	2 years of buying	2.00	3 years of buying	1.50	After 3 years	0.00									
	%																			
1 year of buying	2.50																			
2 years of buying	2.00																			
3 years of buying	1.50																			
After 3 years	0.00																			

* **Deferred** and **Low Load** sales charge options no longer allow new deposits, subsequent deposits, new or existing PACs or switches in from other sales charge options. Switches within the same sales charge option are permitted. Existing investments in these sales charge options will remain invested and the existing sales charge schedule will apply to any withdrawals.

2. Ongoing Fund Expenses

The management expense ratio (MER) includes the management fee and operating expenses of the fund and, if applicable, any underlying fund(s). The MER includes the insurance cost for the guarantee. You don't pay these expenses directly. Additional fees will apply to the IncomePlus v2.1 guarantee option and are paid out of the contract each year. The fund fee rate for this fund is a Level 4. MERs and guarantee fees affect you because they reduce the return you get on your investment. For details about how the guarantees work, see your Information Folder and Contract.

Guarantee option	MER (Annual rate as a % of the fund value)	Management fee (%)	Fund fee rate (%)
IncomePlus v2.1	2.82	1.89	1.15

Trailing commission

Manulife pays a trailing commission of up to 1.00% of the value of your investments each year for as long as you own the fund. It is for the services and advice your advisor provides to you. The trailing commission is paid out of the management fee. You don't pay these expenses directly. The rate depends on the sales charge option you choose.

3. Other Fees

Trading Fees apply to all guarantee options and sales charge options and are paid to Manulife.

Fee	What you pay
Frequent Trading Fee	2% of the value of units you trade for switches exceeding 5 per year.
Early Withdrawal Fee	2% of the value of units you sell or transfer within 90 days of buying them.
Small Policy Fee	\$100 annual fee is applied to IncomePlus v2.1 with a GWB Benefit Base that is below the initial deposit minimum.

What if I change my mind?

You can change your mind about your investment in a fund within two business days of the earlier of the date you received confirmation or five business days after it is mailed. You can also change your mind about subsequent transactions you make under the contract within two business days of the earlier of the date you received confirmation or five business days after it is mailed. In this case, the right to cancel only applies to the new transaction.

You have to tell us in writing that you want to cancel. The amount returned will be the lesser of the amount you invested, or the value of the fund if it has gone down. The amount returned only applies to the specific transaction and will include a refund of any sales charges or other fees you paid.

Objective and Strategy

Unless otherwise noted, the investment objective of the underlying fund is the same or substantially similar as the segregated fund objective. Refer to the underlying fund Prospectus and/or the Investment Policy Statement (IPS) for the complete objective and strategy of the underlying fund.

Objective: The fundamental investment objective is to seek to provide monthly income with capital appreciation as a secondary objective, by investing primarily in income-producing securities

Strategy: This Fund will invest in units of the underlying mutual fund or a substantially similar fund.

Information specific to Elite and F-Class sales charge options

Elite (available only to GIF Select InvestmentPlus 75/75 contracts opened on or before October 3, 2014)

This section shows the information specific to the Elite sales charge option of this fund. When investing a minimum of \$1 million dollars you may qualify for Elite pricing which offers a lower management expense ratio than other sales charge options in the same product.

What you pay

- For the Elite front-end sales charge option, you pay up to 3.0% of the amount you invest.
- For the Elite back-end and Elite low-load sales charge options, refer to the sales charge table on page 2 for details.
- These are separate fees in addition to the MER.

Guarantee option	Minimum investment (\$)	MER (%)	Management fee (%)	Net asset value per unit (\$)	Units outstanding
IncomePlus v2.1	1,000,000	2.20	1.27	16.1997	10

F-Class

This section shows the information specific to the F-Class sales charge option of this fund. Funds in the F-Class sales charge option are available for investors who have fee-based or wrap accounts with their dealer.

What you pay

- Sales charges are generally negotiated between you and your dealer
- Collection of these fees will occur within the dealer account and not from the contract
- These are separate fees in addition to the MER

Guarantee option	Minimum investment (\$)	MER (%)	Management fee (%)	Net asset value per unit (\$)	Units outstanding
IncomePlus v2.1	25,000	1.85	1.12	17.5129	10

For more information

This summary may not contain all the information you need. Please read the Information Folder and Contract or you may contact us at:

Manulife

500 King Street North, Waterloo ON N2J4C6
www.manulifeim.ca
Canada, Outside of Quebec 1-888-790-4387
Quebec & French Business 1-800-355-6776

The Manufacturers Life Insurance Company (Manulife) is the issuer of insurance contracts containing Manulife segregated funds and the guarantor of any guarantee provisions therein. Manulife, Manulife & Stylized M Design, and Stylized M Design are trademarks of The Manufacturers Life Insurance Company and are used by it, and by its affiliates under license.

Fund Facts — GIF Select
Manulife TD Dividend Income GIF Select
Quick Facts
Date Fund Available: April 2012

Underlying Fund Manager: TD Asset Management Inc.

Total Fund Value: \$489,770,209

Date Fund Created: July 2008

Total Units Outstanding: 23,614,160

Portfolio Turnover Rate: 4.37%

Guarantee option	Minimum investment (\$)	MER (%)	Management fee (%)	Net asset value per unit (\$)	Units outstanding
IncomePlus v2.1	25,000	2.89	2.02	18.2448	280,529

The IncomePlus Series (version 2.1) is no longer available for new sales. This information applies to contracts sold April 30, 2012 to January 11, 2013. For information on Elite and F-Class sales charge options, refer to page 3.

What does the fund invest in?

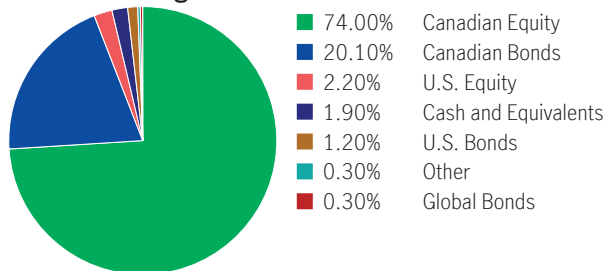
This segregated fund has a “fund-of-fund” structure and invests into the TD Dividend Income Fund. The underlying mutual fund trust holds primarily Canadian fixed income investments.

Top 10 investments (of the underlying fund)

Royal Bank of Canada	7.52%
Toronto-Dominion Bank	7.02%
Bank of Montreal	6.12%
Canadian Imperial Bank of Commerce	4.91%
Brookfield Corporation	4.41%
Canadian National Railway Company	3.71%
Bank of Nova Scotia	3.61%
Enbridge Inc.	3.41%
Canadian Pacific Kansas City Limited	3.21%
Manulife Financial Corporation	2.01%
Total	45.92%

Total
45.92%

Total investments: 660

Investment Segmentation

Are there any guarantees?

This fund is being offered under an insurance contract. It comes with guarantees that may protect your investment if the markets go down. The MER includes a separate insurance fee that is charged for the guarantees. For details, please refer to the Information Folder and Contract.

Who is this fund for?

This fund may be right for a person seeking a balance of growth and interest income and who is comfortable with the ups and downs of the equity and bond markets.

How has the fund performed?

This section tells you how the fund has performed over the past 10 years for a contractholder who has chosen IncomePlus v2.1 Series. Returns are after the MER has been deducted.

It's important to note that this doesn't tell you how the fund will perform in the future.

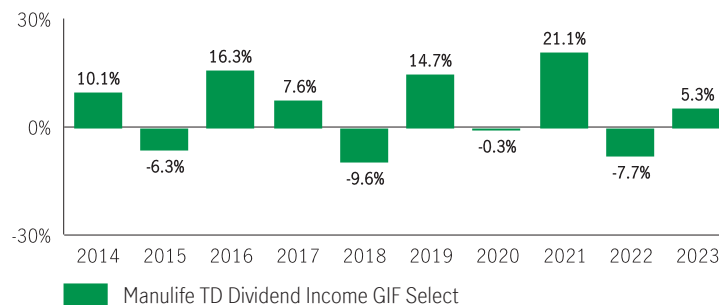
Also, your actual return will depend on the guarantee option and sales charge option you choose and on your personal tax situation.

Average return

A person who invested \$1,000 in the fund and chose IncomePlus v2.1 Series 10 years ago has \$1,571.77 on December 31, 2023. This works out to an average of 4.63% per year.

Year-by-year returns Any values close to zero may not be visible.

This chart shows how the fund has performed in each of the past 10 years for a contractholder who chose the IncomePlus v2.1 Series. In the last 10 years the fund was up in value 6 years and down in value 4 years.



For illustration purposes only. Actual segregated fund performance could be expected to vary and will depend on the guarantee option you choose.

How risky is it?

The value of your investments can go down. Please see the Information Folder for further details.



How much does it cost?

The following tables show the fees and expenses you could pay to invest in or sell units of the fund, and will depend on the guarantee option and sales charge option you choose. The ongoing fees and expenses are different for each guarantee option.

1. Sales Charges

Sales charge option	What you pay	How it works																		
Front End Sales Charge	Up to 5.0% of the amount you invest	<ul style="list-style-type: none"> You and your advisor decide on the rate The initial sales charge is deducted from the amount you invest. It is paid as a commission 																		
Deferred Sales Charge (DSC) *	If you sell within: <table border="1"> <thead> <tr> <th></th> <th>%</th> </tr> </thead> <tbody> <tr> <td>1 year of buying</td> <td>5.50</td> </tr> <tr> <td>2 years of buying</td> <td>5.00</td> </tr> <tr> <td>3 years of buying</td> <td>5.00</td> </tr> <tr> <td>4 years of buying</td> <td>4.00</td> </tr> <tr> <td>5 years of buying</td> <td>4.00</td> </tr> <tr> <td>6 years of buying</td> <td>3.00</td> </tr> <tr> <td>7 years of buying</td> <td>2.00</td> </tr> <tr> <td>After 7 years</td> <td>0.00</td> </tr> </tbody> </table>		%	1 year of buying	5.50	2 years of buying	5.00	3 years of buying	5.00	4 years of buying	4.00	5 years of buying	4.00	6 years of buying	3.00	7 years of buying	2.00	After 7 years	0.00	<ul style="list-style-type: none"> The sales charge is deducted from the amount you sell You can sell up to 10% (20% for RRIF tax types) of your units each year without paying a sales charge You can switch to units of other funds within the same guarantee option and sales charge option without paying any sales charge. The sales charge schedule will be based on the date you invest in your first fund Any sales charge you pay goes to Manulife
	%																			
1 year of buying	5.50																			
2 years of buying	5.00																			
3 years of buying	5.00																			
4 years of buying	4.00																			
5 years of buying	4.00																			
6 years of buying	3.00																			
7 years of buying	2.00																			
After 7 years	0.00																			
Low Load Sales Charge *	If you sell within: <table border="1"> <thead> <tr> <th></th> <th>%</th> </tr> </thead> <tbody> <tr> <td>1 year of buying</td> <td>2.50</td> </tr> <tr> <td>2 years of buying</td> <td>2.00</td> </tr> <tr> <td>3 years of buying</td> <td>1.50</td> </tr> <tr> <td>After 3 years</td> <td>0.00</td> </tr> </tbody> </table>		%	1 year of buying	2.50	2 years of buying	2.00	3 years of buying	1.50	After 3 years	0.00									
	%																			
1 year of buying	2.50																			
2 years of buying	2.00																			
3 years of buying	1.50																			
After 3 years	0.00																			

* **Deferred** and **Low Load** sales charge options no longer allow new deposits, subsequent deposits, new or existing PACs or switches in from other sales charge options. Switches within the same sales charge option are permitted. Existing investments in these sales charge options will remain invested and the existing sales charge schedule will apply to any withdrawals.

2. Ongoing Fund Expenses

The management expense ratio (MER) includes the management fee and operating expenses of the fund and, if applicable, any underlying fund(s). The MER includes the insurance cost for the guarantee. You don't pay these expenses directly. Additional fees will apply to the IncomePlus v2.1 guarantee option and are paid out of the contract each year. The fund fee rate for this fund is a Level 5. MERs and guarantee fees affect you because they reduce the return you get on your investment. For details about how the guarantees work, see your Information Folder and Contract.

Guarantee option	MER (Annual rate as a % of the fund value)	Management fee (%)	Fund fee rate (%)
IncomePlus v2.1	2.89	2.02	1.25

Trailing commission

Manulife pays a trailing commission of up to 1.00% of the value of your investments each year for as long as you own the fund. It is for the services and advice your advisor provides to you. The trailing commission is paid out of the management fee. You don't pay these expenses directly. The rate depends on the sales charge option you choose.

3. Other Fees

Trading Fees apply to all guarantee options and sales charge options and are paid to Manulife.

Fee	What you pay
Frequent Trading Fee	2% of the value of units you trade for switches exceeding 5 per year.
Early Withdrawal Fee	2% of the value of units you sell or transfer within 90 days of buying them.
Small Policy Fee	\$100 annual fee is applied to IncomePlus v2.1 with a GWB Benefit Base that is below the initial deposit minimum.

What if I change my mind?

You can change your mind about your investment in a fund within two business days of the earlier of the date you received confirmation or five business days after it is mailed. You can also change your mind about subsequent transactions you make under the contract within two business days of the earlier of the date you received confirmation or five business days after it is mailed. In this case, the right to cancel only applies to the new transaction.

You have to tell us in writing that you want to cancel. The amount returned will be the lesser of the amount you invested, or the value of the fund if it has gone down. The amount returned only applies to the specific transaction and will include a refund of any sales charges or other fees you paid.

Objective and Strategy

Unless otherwise noted, the investment objective of the underlying fund is the same or substantially similar as the segregated fund objective. Refer to the underlying fund Prospectus and/or the Investment Policy Statement (IPS) for the complete objective and strategy of the underlying fund.

Objective: The fundamental investment objective is to seek to provide income with capital appreciation as a secondary objective, by investing primarily in income-producing securities.

Strategy: This Fund will invest in units of the underlying mutual fund or a substantially similar fund.

Information specific to Elite and F-Class sales charge options

Elite (available only to GIF Select InvestmentPlus 75/75 contracts opened on or before October 3, 2014)

This section shows the information specific to the Elite sales charge option of this fund. When investing a minimum of \$1 million dollars you may qualify for Elite pricing which offers a lower management expense ratio than other sales charge options in the same product.

What you pay

- For the Elite front-end sales charge option, you pay up to 3.0% of the amount you invest.
- For the Elite back-end and Elite low-load sales charge options, refer to the sales charge table on page 2 for details.
- These are separate fees in addition to the MER.

Guarantee option	Minimum investment (\$)	MER (%)	Management fee (%)	Net asset value per unit (\$)	Units outstanding
IncomePlus v2.1	1,000,000	2.26	1.40	20.0988	10

F-Class

This section shows the information specific to the F-Class sales charge option of this fund. Funds in the F-Class sales charge option are available for investors who have fee-based or wrap accounts with their dealer.

What you pay

- Sales charges are generally negotiated between you and your dealer
- Collection of these fees will occur within the dealer account and not from the contract
- These are separate fees in addition to the MER

Guarantee option	Minimum investment (\$)	MER (%)	Management fee (%)	Net asset value per unit (\$)	Units outstanding
IncomePlus v2.1	25,000	1.89	1.26	21.1834	10

For more information

This summary may not contain all the information you need. Please read the Information Folder and Contract or you may contact us at:

Manulife

500 King Street North, Waterloo ON N2J4C6
www.manulifeim.ca
Canada, Outside of Quebec 1-888-790-4387
Quebec & French Business 1-800-355-6776

The Manufacturers Life Insurance Company (Manulife) is the issuer of insurance contracts containing Manulife segregated funds and the guarantor of any guarantee provisions therein. Manulife, Manulife & Stylized M Design, and Stylized M Design are trademarks of The Manufacturers Life Insurance Company and are used by it, and by its affiliates under license.

Fund Facts — GIF Select

Manulife U.S. Monthly High Income GIF Select

Quick Facts

Date Fund Available: September 2014 **Underlying Fund Manager:** Manulife Investment Management Limited **Total Fund Value:** \$1,517,907,331
Date Fund Created: April 2014 **Total Units Outstanding:** 91,813,972 **Portfolio Turnover Rate:** 3.33%

Guarantee option	Minimum investment (\$)	MER (%)	Management fee (%)	Net asset value per unit (\$)	Units outstanding
IncomePlus v2.1	25,000	2.63	1.76	16.5062	1,157,196

The IncomePlus Series (version 2.1) is no longer available for new sales. This information applies to contracts sold April 30, 2012 to January 11, 2013. For information on Elite and F-Class sales charge options, refer to page 3.

What does the fund invest in?

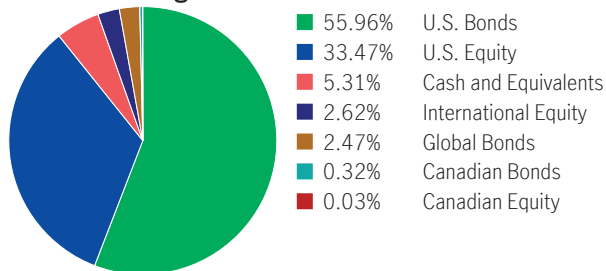
This segregated fund has a “fund-of-fund” structure and invests into the Manulife U.S. Monthly High Income Fund. The underlying mutual fund trust holds primarily U.S. equities and U.S. fixed income investments.

Top 10 investments (of the underlying fund)

UNITED STATES TREASUR 4.375000% 30NOV30	2.58%
United States Treasury Note, 4.75%, 11/15/2043	2.54%
United States Treasury Note, 4.13%, 8/15/2053	2.38%
UNITED STATES TREASUR 4.500000% 15NOV33	1.61%
Cintas Corp.	1.59%
Roper Technologies Inc.	1.57%
Thermo Fisher Scientific Inc.	1.57%
Linde PLC Shs	1.57%
Union Pacific Corp.	1.56%
Visa Inc. Com Cl A	1.56%
Total	18.54%

Total investments: 888

Investment Segmentation



Are there any guarantees?

This fund is being offered under an insurance contract. It comes with guarantees that may protect your investment if the markets go down. The MER includes a separate insurance fee that is charged for the guarantees. For details, please refer to the Information Folder and Contract.

Who is this fund for?

This fund may be right for a person seeking a balance of growth and interest income and who is comfortable with the ups and downs of the equity and bond markets.

How has the fund performed?

This section tells you how the fund has performed over the past 9 years for a contractholder who has chosen IncomePlus v2.1 Series. Returns are after the MER has been deducted.

It's important to note that this doesn't tell you how the fund will perform in the future.

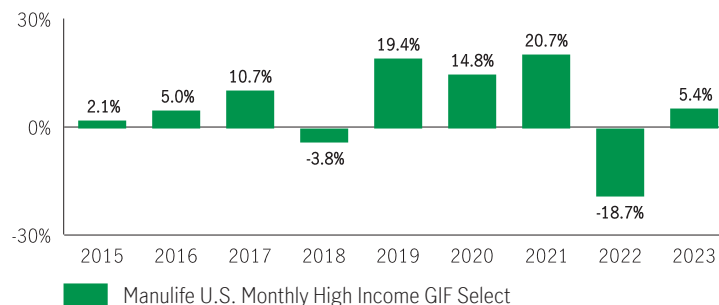
Also, your actual return will depend on the guarantee option and sales charge option you choose and on your personal tax situation.

Average return

A person who invested \$1,000 in the fund and chose IncomePlus v2.1 Series on September 19, 2014 has \$1,651.11 on December 31, 2023. This works out to an average of 5.55% per year.

Year-by-year returns Any values close to zero may not be visible.

This chart shows how the fund has performed in each of the past 9 years for a contractholder who chose the IncomePlus v2.1 Series. In the last 9 years the fund was up in value 7 years and down in value 2 years.



For illustration purposes only. Actual segregated fund performance could be expected to vary and will depend on the guarantee option you choose.

How risky is it?

The value of your investments can go down. Please see the Information Folder for further details.



How much does it cost?

The following tables show the fees and expenses you could pay to invest in or sell units of the fund, and will depend on the guarantee option and sales charge option you choose. The ongoing fees and expenses are different for each guarantee option.

1. Sales Charges

Sales charge option	What you pay	How it works																		
Front End Sales Charge	Up to 5.0% of the amount you invest	<ul style="list-style-type: none"> You and your advisor decide on the rate The initial sales charge is deducted from the amount you invest. It is paid as a commission 																		
Deferred Sales Charge (DSC) *	If you sell within: <table border="1"> <thead> <tr> <th></th> <th>%</th> </tr> </thead> <tbody> <tr> <td>1 year of buying</td> <td>5.50</td> </tr> <tr> <td>2 years of buying</td> <td>5.00</td> </tr> <tr> <td>3 years of buying</td> <td>5.00</td> </tr> <tr> <td>4 years of buying</td> <td>4.00</td> </tr> <tr> <td>5 years of buying</td> <td>4.00</td> </tr> <tr> <td>6 years of buying</td> <td>3.00</td> </tr> <tr> <td>7 years of buying</td> <td>2.00</td> </tr> <tr> <td>After 7 years</td> <td>0.00</td> </tr> </tbody> </table>		%	1 year of buying	5.50	2 years of buying	5.00	3 years of buying	5.00	4 years of buying	4.00	5 years of buying	4.00	6 years of buying	3.00	7 years of buying	2.00	After 7 years	0.00	<ul style="list-style-type: none"> The sales charge is deducted from the amount you sell You can sell up to 10% (20% for RRIF tax types) of your units each year without paying a sales charge You can switch to units of other funds within the same guarantee option and sales charge option without paying any sales charge. The sales charge schedule will be based on the date you invest in your first fund Any sales charge you pay goes to Manulife
	%																			
1 year of buying	5.50																			
2 years of buying	5.00																			
3 years of buying	5.00																			
4 years of buying	4.00																			
5 years of buying	4.00																			
6 years of buying	3.00																			
7 years of buying	2.00																			
After 7 years	0.00																			
Low Load Sales Charge *	If you sell within: <table border="1"> <thead> <tr> <th></th> <th>%</th> </tr> </thead> <tbody> <tr> <td>1 year of buying</td> <td>2.50</td> </tr> <tr> <td>2 years of buying</td> <td>2.00</td> </tr> <tr> <td>3 years of buying</td> <td>1.50</td> </tr> <tr> <td>After 3 years</td> <td>0.00</td> </tr> </tbody> </table>		%	1 year of buying	2.50	2 years of buying	2.00	3 years of buying	1.50	After 3 years	0.00									
	%																			
1 year of buying	2.50																			
2 years of buying	2.00																			
3 years of buying	1.50																			
After 3 years	0.00																			

* **Deferred** and **Low Load** sales charge options no longer allow new deposits, subsequent deposits, new or existing PACs or switches in from other sales charge options. Switches within the same sales charge option are permitted. Existing investments in these sales charge options will remain invested and the existing sales charge schedule will apply to any withdrawals.

2. Ongoing Fund Expenses

The management expense ratio (MER) includes the management fee and operating expenses of the fund and, if applicable, any underlying fund(s). The MER includes the insurance cost for the guarantee. You don't pay these expenses directly. Additional fees will apply to the IncomePlus v2.1 guarantee option and are paid out of the contract each year. The fund fee rate for this fund is a Level 4. MERs and guarantee fees affect you because they reduce the return you get on your investment. For details about how the guarantees work, see your Information Folder and Contract.

Guarantee option	MER (Annual rate as a % of the fund value)	Management fee (%)	Fund fee rate (%)
IncomePlus v2.1	2.63	1.76	1.15

Trailing commission

Manulife pays a trailing commission of up to 1.00% of the value of your investments each year for as long as you own the fund. It is for the services and advice your advisor provides to you. The trailing commission is paid out of the management fee. You don't pay these expenses directly. The rate depends on the sales charge option you choose.

3. Other Fees

Trading Fees apply to all guarantee options and sales charge options and are paid to Manulife.

Fee	What you pay
Frequent Trading Fee	2% of the value of units you trade for switches exceeding 5 per year.
Early Withdrawal Fee	2% of the value of units you sell or transfer within 90 days of buying them.
Small Policy Fee	\$100 annual fee is applied to IncomePlus v2.1 with a GWB Benefit Base that is below the initial deposit minimum.

What if I change my mind?

You can change your mind about your investment in a fund within two business days of the earlier of the date you received confirmation or five business days after it is mailed. You can also change your mind about subsequent transactions you make under the contract within two business days of the earlier of the date you received confirmation or five business days after it is mailed. In this case, the right to cancel only applies to the new transaction.

You have to tell us in writing that you want to cancel. The amount returned will be the lesser of the amount you invested, or the value of the fund if it has gone down. The amount returned only applies to the specific transaction and will include a refund of any sales charges or other fees you paid.

Objective and Strategy

Unless otherwise noted, the investment objective of the underlying fund is the same or substantially similar as the segregated fund objective. Refer to the underlying fund Prospectus and/or the Investment Policy Statement (IPS) for the complete objective and strategy of the underlying fund.

Objective: This Balanced Fund seeks to provide a combination of income and capital appreciation by investing primarily in a diversified portfolio of U.S. dividend paying and other equity securities as well as fixed income securities.

Strategy: This Fund will invest in units of the underlying mutual fund or a substantially similar fund.

Information specific to Elite and F-Class sales charge options

Elite (available only to GIF Select InvestmentPlus 75/75 contracts opened on or before October 3, 2014)

This section shows the information specific to the Elite sales charge option of this fund. When investing a minimum of \$1 million dollars you may qualify for Elite pricing which offers a lower management expense ratio than other sales charge options in the same product.

What you pay

- For the Elite front-end sales charge option, you pay up to 3.0% of the amount you invest.
- For the Elite back-end and Elite low-load sales charge options, refer to the sales charge table on page 2 for details.
- These are separate fees in addition to the MER.

Guarantee option	Minimum investment (\$)	MER (%)	Management fee (%)	Net asset value per unit (\$)	Units outstanding
IncomePlus v2.1	1,000,000	1.99	1.13	17.5009	22,285

F-Class

This section shows the information specific to the F-Class sales charge option of this fund. Funds in the F-Class sales charge option are available for investors who have fee-based or wrap accounts with their dealer.

What you pay

- Sales charges are generally negotiated between you and your dealer
- Collection of these fees will occur within the dealer account and not from the contract
- These are separate fees in addition to the MER

Guarantee option	Minimum investment (\$)	MER (%)	Management fee (%)	Net asset value per unit (\$)	Units outstanding
IncomePlus v2.1	25,000	1.59	0.82	18.8069	10

For more information

This summary may not contain all the information you need. Please read the Information Folder and Contract or you may contact us at:

Manulife

500 King Street North, Waterloo ON N2J4C6
www.manulifeim.ca
Canada, Outside of Quebec 1-888-790-4387
Quebec & French Business 1-800-355-6776

The Manufacturers Life Insurance Company (Manulife) is the issuer of insurance contracts containing Manulife segregated funds and the guarantor of any guarantee provisions therein. Manulife, Manulife & Stylized M Design, and Stylized M Design are trademarks of The Manufacturers Life Insurance Company and are used by it, and by its affiliates under license.

Potential risks of investing

The underlying investments of the segregated funds may be units of mutual funds, pooled funds or other selected investments. The risk factors of the underlying investments directly affect those investments and will also affect the segregated funds. For a comprehensive disclosure of the risks of these underlying funds, refer to the simplified prospectus or other disclosure documents of the underlying funds, copies of which are available upon request.

Asset-backed and mortgage-backed risk: If there are changes in the market's perception of the issuers of asset backed or mortgage backed securities, or in the credit worthiness of the parties involved, then the value of the securities may be affected. In addition, for asset-backed securities, there is a risk that there may be a mismatch in timing between the cash flow of the underlying assets backing the security and the repayment obligation of the security upon maturity. In the use of mortgage-backed securities, there are also risks that there may be a drop in the interest rates charged on mortgages, a mortgagor may default in its obligations under a mortgage or there may be a drop in the value of the property secured by the mortgage.

Concentration Risk occurs when a Fund, including an underlying Fund, invests in a portfolio of relatively few securities. As a result, the securities invested in may not be diversified across all sectors or they may be concentrated in specific regions or countries. By concentrating its investment, a significant portion of the Fund or the underlying Fund may be invested in a single security. This may result in higher volatility, as changes in the market value of an individual security will have a greater impact on the value of the Fund's portfolio. It may also result in a decrease in the liquidity of the Fund's portfolio.

Credit risk is the risk of default by the issuer of debt instruments, such as bond or money market instruments. Default will negatively impact the value of assets within the underlying fund, thus lowering the overall return of the Fund.

Corporate class risk: Certain underlying funds are structured as classes of shares of a single corporation which may contain multiple funds. Each corporate class fund has its own assets and liabilities, and each fund will be charged separately for any expenses that are specifically attributable to that fund. However, each fund's assets are the property of the corporation. Therefore, if a fund cannot meet its obligations, the assets of the other funds of the corporation may be used to pay those obligations.

Cybersecurity Risk is the risk of cyber-attacks or data breaches of technological systems that may result in the disclosure of confidential information, unauthorized access to sensitive information, the destruction or corruption of data, and financial loss to the Fund. Manulife and its service providers use technology in virtually all aspects of business and operations including that of the Fund. As a result, Manulife has and requires its service providers to have a robust and evolving information security program that features policies, processes, technologies, and dedicated professionals that protect information, systems, and networks. Despite this, there can be no assurances that these measures will be successful in protecting our networks and information assets against attacks in every instance. This is because cyber-attack techniques are changing frequently, increasing in sophistication, are often not recognizable until launched, and can originate from a wide variety of sources. As a result, Manulife and its service providers may not be able to anticipate or implement effective preventive measures against all disruptions or privacy and security breaches. Cyber-attacks could result in violation of privacy laws or information security regulations, or could materially disrupt network access or business operations.

Derivative risk occurs when derivatives are used as a risk management tool to mitigate risks or diversify risks that are not desired. Some Funds and underlying mutual funds may invest in derivatives for hedging purposes, for achieving the duration target or for replicating the approximate return of a direct investment in the underlying mutual funds(s). A Fund's ability to dispose of the derivatives depends on the liquidity of such positions in the market, if the market direction goes against the manager's forecast, and the ability of the other party to fulfill its obligations. Therefore, there is no guarantee that transactions involving derivatives will always be beneficial to the Fund. The use of derivative instruments is prohibited in acquiring investment exposures not otherwise permitted in the Fund's investment description.

Sustainability (Environmental, Social, and Governance (ESG)) Policy Risk: An ESG Fund's ESG investment policy could cause it to perform differently compared to similar funds that do not have such a policy. Any criteria related to this ESG investment policy may result in the ESG Fund's forgoing opportunities to buy certain securities when it might otherwise be advantageous to do so, or selling securities for ESG reasons when it might be otherwise disadvantageous for it to do so. Furthermore, information and third party data used to evaluate certain ESG characteristics of a company or asset may be incomplete, inaccurate or unavailable, which may impact the portfolio advisor's investment assessment or its ability to determine accurately the ESG characteristics or practices of some company or assets or the evolution over time of those ESG characteristics or practices. In addition, investors may differ in their views on what constitutes positive or negative ESG characteristics. As a result, the companies in which an ESG Fund invests, directly or indirectly, may not reflect the beliefs and values of any particular investor. An ESG Fund will vote proxies in accordance with the Manager's Proxy Voting Policy.

Exchange-traded fund risk: Certain Funds may invest in securities of exchange-traded funds (ETFs). These ETFs seek to provide returns similar to the performance of a particular market index or industry sector index. ETFs may not achieve the same return as their benchmark market or industry sector indices due to, among other things, differences in the actual weights of securities held in the ETF versus the weights in the relevant index (any such differences are usually small) and due to the operating and management expenses of the ETFs. An ETF may, for a variety of reasons, also fail to accurately track the market segment or index that underlies its investment objective. The price of an ETF can also fluctuate and the value of Funds that invest in securities offered by ETFs will change with these fluctuations.

Foreign currency risk occurs when an underlying fund invests in countries other than Canada or holds assets valued in another currency, which may decline in value relative to the Canadian currency. This situation will adversely affect the returns of those foreign assets held in the underlying fund and the total return of the Fund.

Inflation risk is the risk that inflation will affect interest rates and, in turn, make assets within an underlying fund less attractive from a price perspective, thus hurting the overall performance of the Fund.

Interest rate risk is the chance that interest rates may fluctuate, and thereby may negatively impact the value of the assets within an underlying fund, thus lowering the overall return of the Fund.

Liquidity risk is the risk that an investment cannot be easily converted into cash. An investment may be less liquid if it is not widely traded, if there are restrictions on the exchange where the trading takes place or due to legal restrictions, the nature of the investment itself, settlement terms, or for other reasons such as a shortage of buyers interested in a particular investment or an entire market. Investments with low liquidity can have dramatic changes in value and can result in loss.

Manager risk is the chance that a fund manager may purchase a poor asset or may dispose of an asset which continues to grow in value; the fund manager may fail to recognize increasing or decreasing market conditions. Any or all of these can directly affect the performance of the Fund.

Real estate risk: Real estate by nature is not a liquid asset. There is no formal market for trading in real property and very few records are available to the public, which give terms and conditions of real property transactions. It may take time to sell real estate investments at a reasonable price, limiting the funds ability to respond quickly to changes in economic or investment conditions.

Securities lending, repurchase, and reverse Repurchase transaction risk:

Funds may engage in securities lending, repurchase and reverse repurchase transactions directly, or may be exposed to these transactions indirectly because of the underlying funds in which they invest. While securities lending, repurchase and reverse repurchase transactions are different, all three arrangements involve the temporary exchange of securities for cash with a simultaneous obligation to redeliver a like quantity of the same securities at a future date. Securities lending is an agreement whereby a fund lends securities through an authorized agent in exchange for a fee and a form of acceptable collateral. Under a repurchase transaction, a fund agrees to sell securities for cash, while at the same time assuming an obligation to repurchase the same securities for cash, usually at a lower price and at a later date. A reverse repurchase transaction is a transaction in which a fund buys securities for cash and simultaneously agrees to resell the same securities for cash, usually at a higher price and at a later date.

The risks associated with securities lending, repurchase and reverse repurchase transactions arise when a counterparty, whether it be the borrower, seller or buyer, defaults under the agreement evidencing the transaction. The fund is then forced to make a claim in order to recover its investment. In securities lending or repurchase transactions, the fund could incur a loss if the value of the securities loaned or sold has increased relative to the value of the collateral held by the fund. In the case of a reverse repurchase transaction, the fund could incur a loss if the value of the securities purchased by the fund decreases in value relative to the value of the collateral held by the fund. To limit the risks associated with these transactions, a fund would adhere to controls and limits that are intended to offset these risks and by limiting the amount of exposure to these transactions. A fund would also typically deposit collateral only with lenders that meet certain criteria for creditworthiness and only up to certain limits. Small company risk is the result of smaller companies having valuations that tend to be more volatile than those of large established companies. As such, the value of Funds that buy investments in smaller companies may rise and fall significantly.

Sovereign risk applies when investing abroad as there may be additional risk of the Fund's capital to companies outside of the laws of Canada. Information flow, liquidity, political stability, and social policy may all affect the prices of foreign investments and in return the value of the assets within the Fund, thus hurting the overall performance of the Fund.

Specialization risk: Some Funds specialize in investing in a particular industry or part of the world. Specialization allows the portfolio advisor to focus on specific areas of the economy, which can boost profits if both the sector and the companies selected prosper. However, if the industry or geographic area experience challenges, the Fund will suffer because there are relatively few other exposures to offset and because securities in the same industry tend to be affected by challenges in a similar manner. The Fund must follow its investment objective and may be required to continue to invest primarily in securities in the industry or geographic area, whether or not it is prosperous.

Substantial securityholder risk: A Fund may have one or more substantial investors who hold a significant amount of securities of the Fund, such as a financial institution or a Top Fund. If a substantial investor decides to redeem its investment in a Fund, the Fund may be forced to sell its investments at an unfavourable market price in order to accommodate such request. The Fund may also be forced to change the composition of its portfolio. Such actions may result in considerable price fluctuations to the Fund's net asset value and negatively impact on its returns. The Funds do, however, have policies and procedures designed to monitor, detect and deter inappropriate short-term or excessive trading. See "Short-Term Trading".

Underlying fund risk applies where a segregated fund that invests in units of an underlying fund may be exposed to the risks associated with the underlying fund.



The Manufacturers Life Insurance Company (Manulife) is the issuer of insurance contracts containing Manulife segregated funds and the guarantor of any guarantee provisions therein. Manulife, Stylized M Design, and Manulife & Stylized M Design are trademarks of The Manufacturers Life Insurance Company and are used by it, and by its affiliates under license.